


Name _____

 Write



Rin

rat



Directions: Have children write a row of each letter and then write the words.



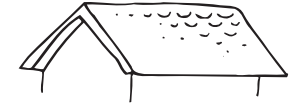
Home Activity: Ask your child to show you how to write each letter.


Name _____

 **Write**

 **Color**








Rr








 **Directions:** Name each picture. Write *r* on the line if the word begins with /r/. Color the /r/ pictures.



Home Activity: Have your child find pictures that begin with /r/ and paste the pictures on paper to make an /r/ book.

Name _____

Rin the Rat




Rin ran to Rip.


Rip ran.

Rin is a rat.

She is a little rat.



Rin likes to tap.
She can tap.



Rip ran to Rin.
He is with Rin.

Name _____



Write



Color

she with me little

_____ can jump rope.




She can run _____ me.



She can hop with _____.



This is a _____ duck.



© Pearson Education, Inc., K



Directions: Read each sentence. Write the missing word to finish the sentence. Color the picture.



Home Activity: Have your child use *she*, *with*, *little*, and *me* in other sentences.

Name _____



Read It!



Tim jumps.



Tim jumped.

Say It!

Say a sentence that tells something Tim is doing now. Then say a sentence that tells something Tim did yesterday.



Write It!



Pam _____ . (walks)











Directions Have children read the sentences about Tim. Ask them to give sentences for things Tim does now and did yesterday. Then have children write the word that completes the sentence about Pam.



Home Activity Ask your child to tell about something he or she did today and then about something he or she did yesterday.

Name _____



 <input data-bbox="331 635 447 758" type="checkbox"/>	 <input data-bbox="791 635 907 758" type="checkbox"/>	 <input data-bbox="1249 635 1365 758" type="checkbox"/>	 <input data-bbox="1705 635 1820 758" type="checkbox"/>
 <input data-bbox="331 1050 447 1173" type="checkbox"/>	 <input data-bbox="791 1050 907 1173" type="checkbox"/>	 <input data-bbox="1249 1050 1365 1173" type="checkbox"/>	 <input data-bbox="1705 1050 1820 1173" type="checkbox"/>

© Pearson Education, Inc., K





Directions: Color each picture that begins with /r/. Write r in the box.



Home Activity: Have your child name the pictures that begin with /r/.

Name _____



Directions: Draw a picture to show what would happen next in each story.



Home Activity: Ask your child to tell you the main events of the story *Little Quack*.

Name _____

 **Draw**

run



rip



sit



pin



nap



tap



© Pearson Education, Inc., K



Directions: Draw a line from the word to the picture it tells about. Then use the verbs in sentences.



Home Activity: Have your child use these verbs in sentences: *jump, hop skip, write.*

Name _____



Draw



Write

A large rectangular box with a thick, hand-drawn border, intended for drawing a picture.

Come to our class activity.

It is on _____.

It is at _____ o'clock.



Directions Draw a picture for your class activity. Then write or dictate the missing information for an invitation.



Home Activity Help your child create an invitation to a real or make believe family event.




Name _____






Write



Color

 <input data-bbox="409 603 525 724" type="checkbox"/>	 <input data-bbox="1020 603 1136 724" type="checkbox"/>	 <input data-bbox="1625 603 1740 724" type="checkbox"/>
---	--	---

 <input data-bbox="409 1150 525 1272" type="checkbox"/>	 <input data-bbox="1020 1150 1136 1272" type="checkbox"/>	 <input data-bbox="1625 1150 1740 1272" type="checkbox"/>
--	---	--

© Pearson Education, Inc., K



Directions: Label the animal in each picture *R* for real or *M* for make-believe. Color the pictures that show a make-believe situation.



Home Activity: Have your child draw and color a picture of a real animal in a real place.

Name _____



Read It!

Nan talks.



Nan talked.



Say It!

Say a sentence that tells something Nan is doing now. Then say a sentence that tells something Nan did yesterday.



Write It!



Rob _____ . (jumped)



Directions Have children read the sentences about Nan. Ask them to give sentences for things Nan does now and did yesterday. Then have children write the word that completes the sentence about Rob.



Home Activity Have your child create other sentences about the pictures.