

Name the letters.




Aa



Bb




Cc



Dd



Ee




Name

Family Times

You are your child's first teacher!

This week we're ...

Reading *The Little School Bus*



Talking About Ordinal Numbers

Learning About Letter Recognition
Character

Here are ways to help your child practice skills while having fun!

Day 1

Read Together

Write the letters *Aa*, *Bb*, *Cc*, *Dd*, and *Ee* on strips of paper. Name each letter for your child. Then place the letter strips in a bag. Have your child take a strip and name the letter.

Day 2

Read Together

Have your child read Decodable Story *I Am!* Find words that begin with the letters *Aa*, *Bb*, *Cc*, *Dd*, or *Ee*.

Day 3

The Letters *Aa* to *Ee*

Point to one of the letters in the Name the letters activity and have your child name the letter and the picture. Continue with each of the letters and pictures.

Day 4

Use Names

Write the names of family members and relatives in a list and read the names with your child. Then give a clue describing one of the people and have your child name the person.

Day 5

Practice Handwriting

Have your child practice writing the following words for the letters *Aa* to *Ee*.

bed cab Ed bad

Words to talk about

first	second	third
fourth	fifth	sixth

Words to read

I am

Letters to name

A	d	C	e	B
E	b	a	D	c