



Circle the pictures that begin with /y/. Color the pictures that begin with /kw/.




Name _____

Family Times

You are your child's first teacher!

This week we're ...

Reading *This Is the Way We Go to School*



Talking About School Transportation

Learning About /y/ Spelled Yy and
/kw/ Spelled Qu qu
Draw Conclusions

Here are ways to help your child practice skills while having fun!

Day 1

Read Together

Write these *q* and *y* words: *quit, quack, yes, yam*.
Read the words, pointing out the beginning sounds.
Then help your child use the words in sentences.

Day 2

Read Together

Have your child read Decodable Story *Run, Tim*.
Find words that have *y* and *q*.

Day 3

/y/ Spelled Yy and /kw/ Spelled Qu qu

Have your child make words by adding the letter *y* to the first two endings and the letters *qu* to the last two endings. Point to and say the words with your child.

_et _am _ilt _ack

Day 4

Verbs

Ask your child what he or she likes to do. Tell your child that these words are verbs. Give examples, such as *run, jump, and swim*. Ask your child to use verbs to tell what he or she did at school today.

Day 5

Practice Handwriting

Write the sentence below on paper. Have your child use verbs to complete it. Tell your child that verbs tell what people or things do. Help your child spell out the words. Then have your child write the entire sentence.

I ____ and ____.

Words to talk about

cable car	trolley	skis
Metro line	vaporetto	
horse-and-buggy		

Words to read

where	come	what
was	said	two
quack	yam	yes
quit	quick	yet