

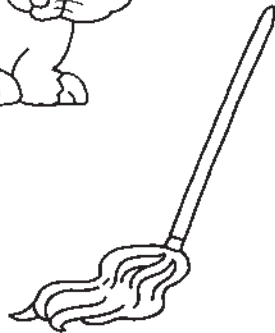


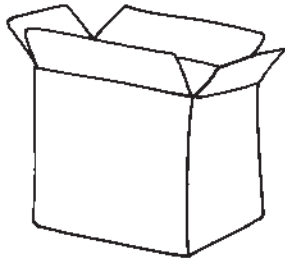


Color the pictures that end with /ks/.



Name _____

Family Times

You are your child's first teacher!

This week we're ...

Reading *Mayday! Mayday!*



Talking About Emergency Transportation

Learning About /ks/ Spelled Xx
Cause and Effect

Here are ways to help your child practice skills while having fun!

Day 1

Read Together

Write one of these sentences on a sheet of paper: *I see an ox on a box. I can mix and fix it. I like Rex the fox.* Read a sentence together. Ask your child to circle the words that end with /ks/.

Day 2

Read Together

Have your child read Decodable Story *Max*. Find words that have /ks/.

Day 3

/ks/ Spelled Xx

Say pairs of words and have your child tell which word ends with /ks/: *mix, mill; fit, fix; tap, tax; six, sit; fan, fax.*

Day 4

Question Marks and Uppercase Letters

Write these sentences on cards: *I am five. Am I five?* Have your child read each sentence and tell how they are alike and how they are different. Point out the uppercase letters and the period and question mark. Continue with these sentences: *I can run. Can I run?*

Day 5

Practice Handwriting

Have your child write the words. Then have him or her write several of the words using all uppercase letters.

fix wax Rex fox six mix

Words to talk about

rescue	pilot	yacht
sailor	mechanic	shimmering

Words to read

yellow	blue	green
one	three	five
box	mix	wax
six	fix	fox