

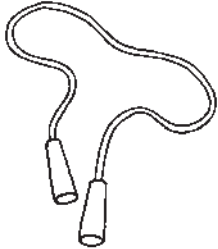

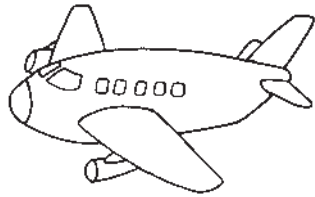


Circle the pictures that begin with /j/. Color the pictures that begin with /w/.



Name _____

Family Times

You are your child's first teacher!

This week we're ...

Reading *Max Takes the Train*



Talking About Ways to Travel

Learning About /j/ Spelled Jj and

/w/ Spelled Ww

Realism and Fantasy

Here are ways to help your child practice skills while having fun!

Day 1

Read Together

Write *j* or *w* on ten small cards. Mix the cards and place them in a pile. Have your child take a card and say a word that begins with the letter on the card. For succeeding games, help your child write sentences for the words he or she names.

Day 2

Read Together

Have your child read Decodable Story *Jen and Will*. Find words that have /j/ or /w/.

Day 3

/j/ Spelled Jj and /w/ Spelled Ww

Have your child add the letter *j* or *w* to make new words. Ask him or her to read each word.

_am _ob _ell _in _et _ill

Day 4

Questions

Remind your child that questions are sentences that ask something. Say one of the following words and help your child make a question that starts with that word: *who, what, when, where, why, how, can, are, do, does*.

Day 5

Practice Handwriting

Have your child write the following question. Encourage him or her to create an answer to the question.

Will Jill jump and win?

Words to talk about

plane

jetway

subway

tunnel

sidecar

ferryboat

Words to read

yellow

blue

green

here

go

from

wet

wag

job

jam

jet

will