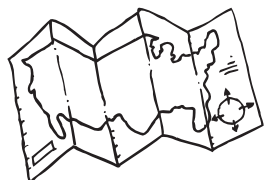



Name the pictures. Draw lines to the vowel sound.



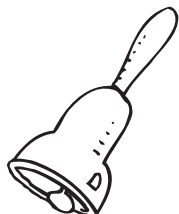
10



/a/



/e/




/i/


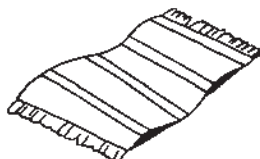



6

/o/



/u/




Name _____

Family Times

You are your child's first teacher!

This week we're ...

Reading *Ants and Their Nests*



Talking About Ants' Nests

Learning About Phonics Review
Draw Conclusions

Here are ways to help your child practice skills while having fun!

Day 1

Read Together

Have your child choose a book. Read through the story together and point out words with short vowel sounds.

Day 2

Read Together

Have your child read Decodable Story *What Can You Do?* After reading, make a list of words with short *a*, *e*, *i*, *o*, *u*.

Day 3

Short Vowels

Write the rhyme *fox in a box* on a sheet of paper. Read the rhyme together and have your child identify the rhyming words. Help your child make other rhymes such as *cat in the hat*, *hen in a pen*, or *bug on a rug*.

Day 4

Complete Sentences

Tell your child the difference between giving short answers and using complete sentences. Explain that a complete sentence has a *naming part* and an *action part*. Have your child tell about school today using complete sentences.

Day 5

Practice Handwriting

Have your child answer the question using a complete sentence. Help him or her write the answer.

Question: What game do you like best?

Answer: I like . . .

Words to talk about

colony	underground	chambers
silk	twigs	pebbles

Words to read

you	see	look
three	said	was
top	bed	lap
hit	pan	cub