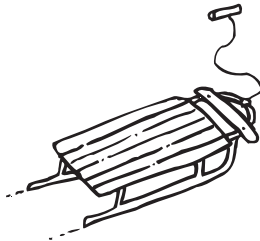





Color the short e, as in *bed*,
pictures. Draw lines to match
the rhyming words.




Name _____

Family Times

You are your child's first teacher!

This week we're ...

Reading *Building Beavers*



Talking About How Animals Build

Learning About Phonics Review
Main Idea

Here are ways to help your child practice skills while having fun!

Day 1

Read Together

Have your child draw a picture of the word that rhymes with *fell* and begins with the letter *b*. Continue with *jet* and the letter *n*, and *peg* and the letter *l*.

Day 2

Read Together

Have your child read Decodable Story *Jim and Kim*. Find words that have short *e*.

Day 3

Short Vowels

Make a chart with short vowels. Have your child choose a book. Read through the story together. Write the words with short *a*, *i*, *e*, *o*, and *u* on the chart. Read the lists with your child.

Day 4

Telling Sentences

Have your child use statements to tell about his or her favorite game. Give these examples: *My favorite game is soccer. I play it at the park. I play with my friends.* Have your child use a complete sentence each time.

Day 5

Practice Handwriting

Have your child copy the following sentence.

I can write and spell.

Words to talk about

**beaver
stream**

**lodge
river**

**paddle
lake**

Words to read

**the
like
pen
get**

**was
from
let
fed**

**to
where
bell
yes**