



Color the short o, as in cot,
pictures. Draw lines to the
matching rhyming words.




Name _____

Family Times

You are your child's first teacher!

This week we're ...

Reading *Old MacDonald had a Woodshop*



Talking About Building Things

Learning About Phonics Review
Character

Here are ways to help your child practice skills while having fun!

Day 1

Read Together

Write *_op* on a sheet of paper. Ask your child to make words by adding a letter to *-op*. After many words are written, have your child say or write sentences using several of the rhyming words.

Day 2

Read Together

Have your child read Decodable Story *Spin the Top*. Find /o/ words.

Day 3

Short Vowels

Tell your child that the first and last letters of these words are the same. Have him or her figure out the words.

o (mom) _o_ (pop) _o_ (Bob)

Day 4

Prepositional Phrases

Say the following prepositional phrase: *in the box*. Have your child place a pencil in the box to show the meaning and say a sentence about what he or she did. Continue with these prepositional phrases: *on the box*, *by the box*. Repeat the activity with the phrases *on the table*, *in the sink*, and *by the couch*.

Day 5

Practice Handwriting

Have your child get his or her favorite movie or book. Ask your child to copy down the title on a sheet of paper.

Words to talk about

saw

drill

hammer

screwdriver

file

chisel

Words to read

where

is

go

that

come

said

pot

mom

stop

top

box

rock