


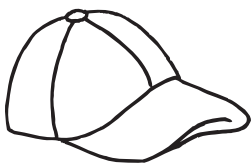
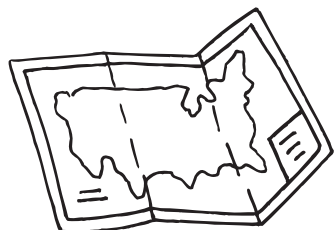


Color pictures with short *a*, as
in *cap*.




Name _____

Family Times

You are your child's first teacher!

This week we're ...

Reading *Flowers*



Talking About Flowers

Learning About Short *a* Spelled *Aa*
Compare and Contrast

Here are ways to help your child practice skills while having fun!

Day 1

Read Together

Look around the house to find items with short *a* as in *cap*. Have your child name the items. Give clues to items such as *can*, *cap*, *map*, or *pan*.

Day 2

Read Together

Have your child read Decodable Story *I Have!* Find /a/ words.

Day 3

/a/ Spelled Aa

Choose a book. Have your child look for the words *at* and *am* in the book. Then have your child name the pictures with short *a*, as in *cap* on the Color pictures activity.

Day 4

Nouns for More Than One

Point to one book and have your child tell what it is. Then have him or her tell what it is when there is more than one (books). Continue with other words that identify one and more than one.

Day 5

Practice Handwriting

Have your child practice writing words with /a/.

am at mat

Words to talk about

seeds

fruits

buds

stem

bloom

petals

Words to read

have

is

little

am

the

to

I

mat

a