





Color pictures that begin with /t/.




Name _____

Family Times

You are your child's first teacher!

This week we're ...

Reading *Dig Dig Digging*



Talking About Machines Help People

Learning About /t/ Spelled Tt
Classify and Categorize

Here are ways to help your child practice skills while having fun!

Day 1

Read Together

Have your child find things in your home that begin with *Tt*. Then have your child color the pictures which begin with /t/ in the Color pictures activity.

Day 2

Read Together

Have your child read Decodable Story *Tam!* Help your child find words that begin with the letters *Tt*. Then ask your child to retell the story. Encourage him or her to give as many details as possible about the story.

Day 3

Initial *Tt*

Read a word and have your child clap whenever you read a word that starts with /t/. Say these words: *tent, ball, top, turtle, turkey, cup, tin, tap, foot, tip, table, toy.*

Day 4

Places and Things: Nouns

Tell your child that you are looking for words that name places or things. Ask him or her to name various places in the community (library, school, fire station, police station). Then have him or her name things by identifying objects at home (table, chair, computer, lamp).

Day 5

Practice Handwriting

Have your child practice writing words that start with *Tt*.

tap tug top tin ten

Words to talk about

**scooping swooshing squelching
gobbling spinning rumbling**

Words to read

a	to
the	little
I	am