


 **Name the letters.**

Ff



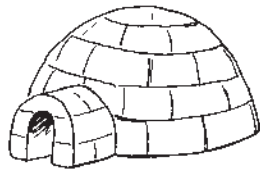
Gg



Hh



Ii



Jj



Kk




Ll



Mm



Nn



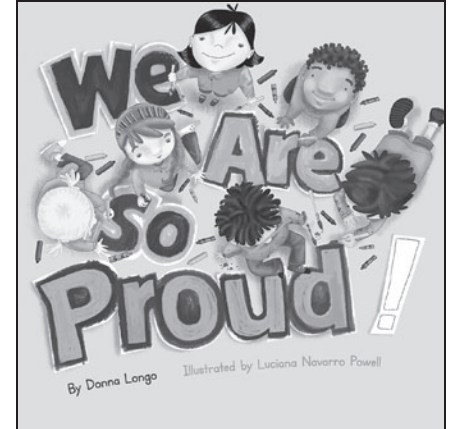
Name

Family Times

You are your child's first teacher!

This week we're ...

Reading *We Are So Proud!*



Talking About Helping Each Other

Learning About Letter Recognition
Setting

Here are ways to help your child practice skills while having fun!

Day 1

Read Together

Write the letters *Ff*, *Gg*, *Hh*, *Ii*, *Jj*, *Kk*, *Ll*, *Mm*, and *Nn* on cards. Show a card and have your child name the letter. Continue with other cards. Then have your child point to and name letters in the Name the letters activity.

Day 2

Read Together

Have your child read Decodable Story *Am I*? Find words that begin with the letters *Ff*, *Gg*, *Hh*, *Ii*, *Jj*, *Kk*, *Ll*, *Mm*, or *Nn*.

Day 3

Rhyming Words

Draw a picture of a cat. Help your child make rhyming words by changing the beginning sound. Possible words are *bat*, *fat*, *hat*, *mat*, *pat*, *rat*, and *sat*.

Day 4

Names

Write names for friends or story characters in a list. Help your child say the names on the list and then tell something about that person.

Day 5

Practice Handwriting

Have your child practice writing words for the letters *Ff* through *Nn*.

fan ham jam leg man

Words to talk about

**proud preparation cooperation
creation float guide**

Words to read

I am

Letters to name

G	i	f	H	j	k
L	M	F	N	g	I
I	J	h	K	m	n