



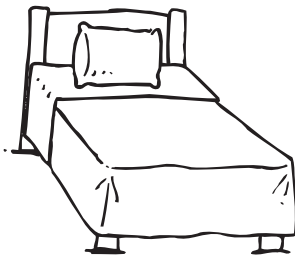



Color the short e, as in  
*net, pictures.*



10




Name \_\_\_\_\_

# Family Times

*You are your child's first teacher!*

**This week we're ...**

**Reading** *If You Could Go to Antarctica*



**Talking About** Antarctica Adventures

**Learning About** Short e Spelled Ee  
Classify and Categorize

Here are ways to help your child practice skills while having fun!

### Day 1

#### Read Together

Read the following story titles and have your child tell what words have short *e*, as in *bed*: *The Little Red Hen*, *Green Eggs and Ham*, *Elves and the Shoemaker*, *Henny Penny*. Then read a story and look for /*e*/ words.

### Day 2

#### Read Together

Have your child read Decodable Story *Ten, Ten, Ten!* Find and practice saying words with short *e*.

### Day 3

#### Short *e* Spelled *Ee*

Write *h\_n* on a sheet of paper. Say the word *hen* and have your child write the missing letter. Continue with *pet*, *ten*, *met*, and *fed*.

### Day 4

#### Uppercase Letters and Periods

Look through a magazine with your child and have him or her point out uppercase letters. Also have your child point out periods at the end of sentences.

### Day 5

#### Practice Handwriting

Have your child practice writing short *e* words.

**men leg set get pen**

### Words to talk about

<b>Antarctica</b>	<b>continent</b>	<b>icebergs</b>
<b>penguins</b>	<b>seals</b>	<b>whales</b>

### Words to read

<b>here</b>	<b>go</b>	<b>from</b>
<b>get</b>	<b>let</b>	<b>pet</b>
<b>net</b>	<b>pen</b>	<b>hen</b>
<b>men</b>	<b>ten</b>	<b>fed</b>