



Color the pictures that begin with blends. Circle the pictures that end with blends.




Name _____

Family Times

You are your child's first teacher!

This week we're ...

Reading *One Little Mouse*



Talking About Animal Adventures

Learning About Consonant Blends
Sequence

Here are ways to help your child practice skills while having fun!

Day 1

Read Together

Say each pair of words and have your child tell which word has a blend: *Fran, ran; crib, rib; Sid, slid; cap, clap; pan, plan; dip, drip; stop, top; pot, spot; tap, trap; lip, flip*. Help your child make silly sentences with the words.

Day 2

Read Together

Have your child read Decodable Story *My Words*. Make a list of words with blends. Help your child use the words in sentences.

Day 3

Blends

Have your child choose the word in each pair with a final consonant blend. Say these pairs: *sad, sand; dip, disk; mask, mat; mill, milk; raft, rat*.

Day 4

Sentences

Have your child tell you the story *One Little Mouse* using complete sentences to tell about the events in the story.

Day 5

Practice Handwriting

Have your child practice writing words with blends.

clap drop flat stop
milk band fast desk

Words to talk about

woodland nest vale
hollow comfortable shadows

Words to read

one two three
four five drip
clap drop milk