



Color pictures that begin with *m*.

Name _____




Family Times

You are your child's first teacher!

This week we're ...

Reading *Smash! Crash!*



Talking About What You Like to Do with Friends

Learning About /m/ Spelled *Mm*
Character

Here are ways to help your child practice skills while having fun!

Day 1

Read Together

Look through a magazine or newspaper with your child. Have him or her point to things that start with /m/. Make a list or cut out the pictures to make a collage of *Mm* words.

Day 2

Read Together

Have your child read Decodable Story *Little Mouse*. Find words that begin with /m/.

Day 3

Initial Mm

Read the following sentences and have your child tell which words begin with /m/: *Mouse meets Monkey at the mall. Mary moved to Midland in March. Matt munched meat and muffins. Mia made a map in math.* Have your child color the pictures which begin with /m/ on the Color pictures activity.

Day 4

People and Animals: Nouns

Give the following clue: *Works at a school.* Have your child say the name for a person who works at a school (teacher). Give other clues about people or animals and have your child give the noun that names the person or animal.

Day 5

Practice Handwriting

Have your child practice writing words that start with *Mm*.

man Mom mat mix map

Words to talk about

signal

dud

proper

pirates

perfect

fabulous

Words to read

a

to

the

little

I

am