

Name \_\_\_\_\_



## Write




cap

\_\_\_\_\_

\_\_\_\_\_

\_\_\_\_\_

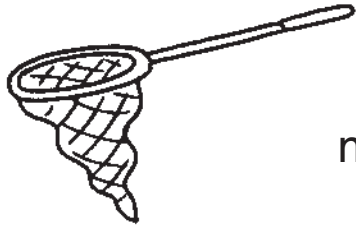


log

\_\_\_\_\_

\_\_\_\_\_

\_\_\_\_\_

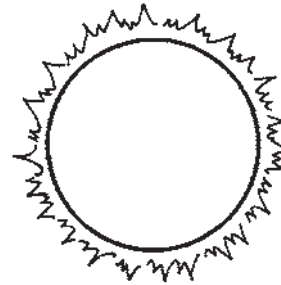


net

\_\_\_\_\_

\_\_\_\_\_

\_\_\_\_\_



sun

\_\_\_\_\_

\_\_\_\_\_

\_\_\_\_\_




pig

\_\_\_\_\_

\_\_\_\_\_

\_\_\_\_\_



web

\_\_\_\_\_

\_\_\_\_\_

\_\_\_\_\_



**Directions** Have children write each word. Then have them read the words together.



**Home Activity** Ask your child to show you how to write each word.

Name \_\_\_\_\_

 **Draw**

pin



cub




hut



pen




cab



hat



pan



cob




hit



**Directions:** Draw lines to match the words with the pictures.



**Home Activity:** Have your child draw pictures for these words: *cat*, *cot*, *cut*.



I am Jen.

I can hang from my legs.

What can you do?

4

**Decodable Story** *What Can You Do?*  
**Target Skill** Review

Name \_\_\_\_\_

# What Can You Do?




Here is Ned.

Ned can run fast.

Ned can run and run.

1




Look at Ken.  
He fed the big dog.  
He fed the little dogs.



See Kim jump.  
She can go from me to you.  
She can jump from here  
to here.

Name \_\_\_\_\_

**Draw**

**Directions** Have children draw pictures of animals as report topic ideas.



**Home Activity** Ask your child to tell you about his or her pictures of topic ideas.

Name \_\_\_\_\_



**Draw**



**Write**

---



---



---



---



---



---



**Directions** Have children illustrate or write the class research topic question and dictate or write another question about the topic.



**Home Activity** Ask your child to tell you about the report the class is planning to write.

Name \_\_\_\_\_



Write



Color

three

said


look

you

\_\_\_\_\_ at that bug.




I \_\_\_\_\_ I will run fast.



Do \_\_\_\_\_ like hot dogs?



I have \_\_\_\_\_ cats.



**Directions:** Read each sentence. Write the missing word to finish the sentence. Color the picture.



**Home Activity:** Have your child use the high-frequency words in other sentences.

Name \_\_\_\_\_




The big dog

was on the bed.



One doll

had a little pup.



The man

sat in the mud.



A little pig

sat in the den.



**Directions:** Draw lines to make complete sentences.  
Say each sentence.




**Home Activity:** Ask your child to make new sentences using the sentence parts on the page.




Name \_\_\_\_\_



Circle




Newspaper



Computer



Librarian



Television



**Directions** Ask: Which sources would you use to find out about animal homes? Have children circle the best source(s) for that information and then tell why.



**Home Activity** Discuss with your child ways that a newspaper can be a good source of information.


Name \_\_\_\_\_




**Circle**



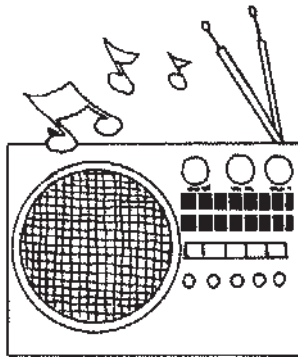
**Draw**



**Computer**



**Book**



**Radio**




**Directions** Ask: Which sources would you use to find out what rabbits eat? Have children circle the best source(s) for that information. In the empty space, have them draw another source they could use to answer the question. Discuss their choices.



**Home Activity** Suggest various types of information and have your child tell where to look for the information.

Name \_\_\_\_\_


 **Write**



\_\_\_\_\_

\_\_\_\_\_

\_\_\_\_\_



\_\_\_\_\_

\_\_\_\_\_


\_\_\_\_\_



\_\_\_\_\_

\_\_\_\_\_

\_\_\_\_\_



\_\_\_\_\_

\_\_\_\_\_

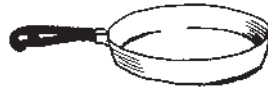
\_\_\_\_\_



\_\_\_\_\_

\_\_\_\_\_


\_\_\_\_\_



\_\_\_\_\_

\_\_\_\_\_

\_\_\_\_\_



\_\_\_\_\_

\_\_\_\_\_

\_\_\_\_\_



\_\_\_\_\_

\_\_\_\_\_

\_\_\_\_\_




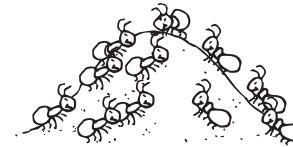
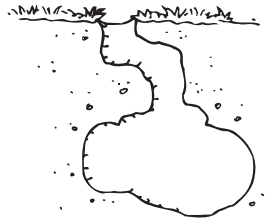





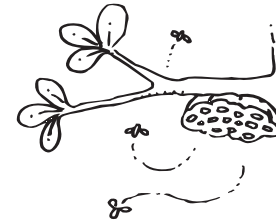


**Directions:** Name each picture and spell the picture name. Write the word on the lines.



**Home Activity:** Have your child write *mop* and *map* and draw a picture for each word.

Name \_\_\_\_\_



**Directions:** Look at the animal home. Which animal would live in this home? Circle the animal.



**Home Activity:** Have your child explain how he or she arrived at each conclusion.

Name \_\_\_\_\_



Write




what a big bug

---

---

---



we went fast

---

---

---



we win

---

---

---



**Directions** Read the words. Write the words to make an exclamation. Remember to use an exclamation mark at the end of the sentence.



**Home Activity** Help your child write other exclamations.

Name \_\_\_\_\_



**Write**



**Draw**

1. \_\_\_\_\_

2. \_\_\_\_\_

3. \_\_\_\_\_



**Directions** Have children write, dictate, or copy their draft or key words from the class report. Draw pictures for the words in your list.

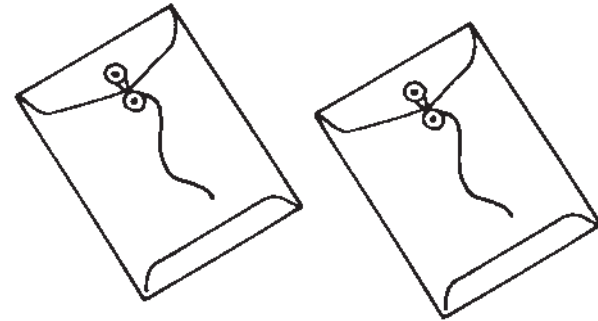





**Home Activity** Ask your child to tell you what he or she learned about the topic of the class report.

Name \_\_\_\_\_



Color



**Directions:** Color pairs of pictures that are alike.



**Home Activity:** Have your child tell how the pairs of pictures are alike or different.

Name \_\_\_\_\_



I see the bus

the nest.



We can see

at the bus stop.




The ants walk

on the bed.



The big hen is

on the leaves.



**Directions** Read the sentence parts. Draw lines to make complete sentences and read them.



**Home Activity** Begin a sentence and have your child complete the sentence. Then take turns completing each other's sentences.



Name \_\_\_\_\_



**Draw**



**Write**

I will add this to my draft.

---

---

---

---

---

---

---

---

---

---



**Directions** Have children draw pictures of and write or dictate additional information that could be included in the class report.



**Home Activity** Have your child tell you how the class revised the report to make it better.



# Draw



# Write

[illegible]

**Directions** Have children draw, write, or dictate the entire class report.



**Home Activity** Discuss with your child another topic he or she would like to write about. Try drafting a report on this topic.

Name \_\_\_\_\_

**Circle****Write**

1. a bird isin the nest.

---

---

---

2. birds usegrass

---

---

---

3. we learnedabout birds

---

---

---

**Directions** Have children circle the mistakes and rewrite the words or sentences correctly on the lines.**Home Activity** Have your child point out and explain his or her edits.


Name \_\_\_\_\_



**Circle**



**Write**



I shared my selection with \_\_\_\_\_

Here's what he/she learned.

---

---

---

---

---

---

---

---



**Directions** Have children circle the picture that shows with whom they shared their report. Then have children ask the peer or adult reviewer to fill in the blanks and to discuss the report with him or her.



**Home Activity** Ask your child to read or tell the class report to you.