



Name _____

 **Write**



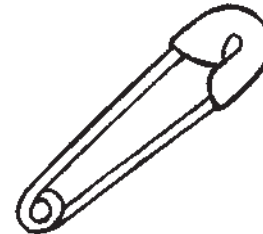
pen



cat



bus



pin



dog



pan



Directions Have children write each word. Then have them read the words together.



Home Activity Ask your child to show you how to write each word.


Name _____



Circle




Color




leg

log



pen

pan




pep

pup




bag

beg



led

lid



tub

tab




Directions: Circle the word that names the picture.
Color the pictures.




Home Activity: Have your child use the words in sentences.

Name _____


What Pets Do



Sam is a cat.
Sam will sit in a lap.
He will nap.



Peg is a dog.
She will tug.
She will dig.



Hal is a pet pig.
He will run in his pen.
He will go in the mud.



Tad is a pet frog.
He will hop.
He will swim.

Name _____



Write



Color

blue

they


have

four

Do I still look _____?




The bed is _____.



We can _____ fun.



_____ play with a ball.



Directions: Read each sentence. Write the missing word to finish the sentence. Color the picture.



Home Activity: Have your child use the high-frequency words in other sentences.

Name _____



Circle



Write

Can I swim

Yes, I can

I am glad

Is the pig big

Is he sad

Help me



Directions Circle the sentence that is an exclamation.
Write the sentence. Use an exclamation mark.



Home Activity Have your child read each exclamation
and point to the exclamation mark.

Name _____



Write




Color















Directions: Name each picture and spell the picture name. Write the word on the lines. Then color the pictures that rhyme.





Home Activity: Have your child use the picture names in sentences.

Name _____



Color



Directions: Color the picture that shows the setting of the story *The House That Tony Lives In*.



Home Activity: Have your child tell you when and where the story takes place.

Name _____



What did they do?

She did the plans.



What did she do?

They built things.



What did he do?

They talked to us.



What did they do?

He planted things.



Directions Read each question and the answer choices aloud. Then draw a line from each question to its answer.



Directions Have your child read each question to you. Then help him or her write a new question.

Name _____



Write



Draw

Two sets of primary writing lines. Each set consists of a solid top line, a dashed middle line, and a solid bottom line.

A large rectangular area with a decorative, wavy border, intended for drawing a picture of a house.



Directions Have children copy the poem about a house. Then have them draw a picture of the house.



Home Activity Help your child make a poem with rhyming words such as *rug*, *bug*, *tug*, *dug*, *hug*, *jug*, and *mug*.


Name _____



Circle



Color



Directions: Circle the make-believe pictures. Color the real pictures.



Home Activity: With your child, look at a book about how real animals live.

Name _____



Circle



Write

Can you run fast

I ran fast

I like it

Will I get a pet

So you like my pet

That was fun



Directions Circle the sentence that is an exclamation.
Write the sentence. Use an exclamation mark.



Home Activity Have your child read each exclamation
and point to the exclamation mark.