

Name _____



Write



Handwriting practice lines consisting of two sets of three horizontal lines (top solid, middle dashed, bottom solid).

sun

Handwriting practice lines for the word 'sun' (top solid, middle dashed, bottom solid).

cup

Handwriting practice lines for the word 'cup' (top solid, middle dashed, bottom solid).



Directions: Have children write a row of each letter and then write the words.



Home Activity: Ask your child to show you how to write each letter.

Name _____




Write

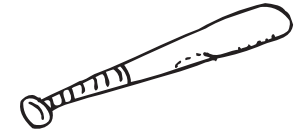


Color

s n



b t




Aa

c p




Oo

p p




Uu

b s




c t



Directions: Write *a*, *o*, or *u* to finish each word.
Color the /u/ pictures.



Home Activity: Have your child write *hut* and *nut* and draw a picture for each word.




Gus grabs the bug.
Gus lets the bug go.

4

Decodable Story *Gus and the Bug*
Target Skill Review

Name _____

Gus and the Bug



Gus will hug his mom.
Gus gets on the bus.

1



Gus sat with his pal Wes.
The sun was hot.



A bug got on the bus.
It sat with Gus and Wes.

Name _____



Write



Color

of my yellow we

This is _____ big pet.



The sun is _____.



_____ like to jump.



Here are two _____ my hats.


Directions: Write the missing word to finish each sentence. Color the pictures.

Home Activity: Have your child use the high-frequency words in other sentences.

Name _____



Draw


Where is the cat?

Do you see the dog?

What did the bug do?

Can you see me?


The bug ran to see me.



I can not see you.



The cat is here.



I can see the dog.



Directions: Read each question and the answer choices aloud. Then draw a line from each question to its answer.



Home Activity: Ask your child the questions and have him or her create an answer using a complete sentence.

Name _____




Write

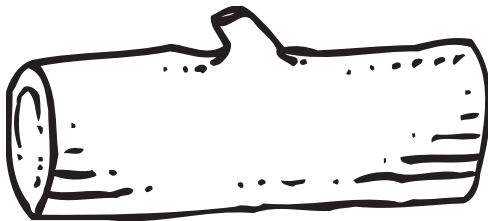


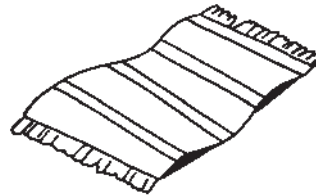
Color

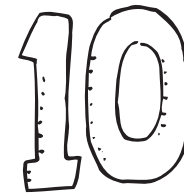














Directions: Say the word that names the picture.
Spell the picture name. Write the word on the lines.
Color the /u/ pictures.





Home Activity: Have your child draw a picture of something with /u/. Then help him or her spell and write the picture name.

Name _____



Color



Directions: Color the picture that shows what would happen next in each story.



Home Activity: Have your child tell you the story of *Alistair and Kip's Great Adventure*.

Name _____



Write



Color




wet pup the got



boy the sad is



girl fast the went



is the nut big



Directions Use the words in each box to write a sentence about the picture. Remember to use an uppercase letter and a period. Color the pictures.



Home Activity Have your child read each sentence.

Name _____



Write



Draw



Directions Have children say the rhyme they created about Alistair and Kip's boat trip. Then have them write the rhyme and draw a picture of the trip.



Home Activity Help your child make a rhyme about a trip and draw a picture to tell more about the trip.


Name _____



Circle



Color



Directions: Circle the picture in the top right box to tell how Ann gets to school. Color the pictures. Circle the picture in the bottom right box to tell which kitten Joe gets. Color the pictures.



Home Activity: Have your child tell why he or she drew each conclusion.

Name _____



Draw

Where is the pup?

I can see the bus.




Can you see the bus?

The hen is not little.




What can the cat do?

The pup is here.



Is the hen little?

The cat can run.



Directions Read each question and the answer choices aloud. Then draw a line from each question to its answer.



Home Activity Use these question frames and add a household item: *Is the ___ big? Where is the ___?* Ask your child to repeat the question and give an answer. Then have your child create questions for you to answer.