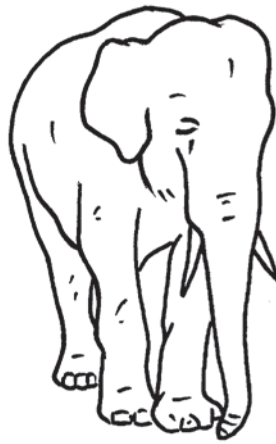


Name \_\_\_\_\_

 **Write**



Handwriting practice lines consisting of two sets of three horizontal lines (top solid, middle dashed, bottom solid).

**Ed**

Handwriting practice lines for the word 'Ed'.

**pet**

Handwriting practice lines for the word 'pet'.



**Directions:** Have children write a row of each letter and then write the words.



**Home Activity:** Ask your child to show you how to write each letter.

Name \_\_\_\_\_



Write



Color

w b



h t



Aa

l g



Ee

m n



Ii

p n



j t



**Directions:** Write *a*, *i*, or *e* for each word. Color the /e/ pictures.




**Home Activity:** Have your child write *hen* and *pen* and draw a picture for each word.




The hen had little ones.  
Jim and Kim have lots of  
little hens.

Name \_\_\_\_\_

# Jim and Kim




Jim and Kim had a pet.  
They had a pet hen.  
The hen was in a pen.



Jim had fun with the pet hen.

Jim fed the hen.



Kim had fun with the pet hen.

Kim got a nest for the hen.

Name \_\_\_\_\_



Write



Color

was      like      the      from

This is \_\_\_\_\_ big pet.



I \_\_\_\_\_ to run fast.



The box is \_\_\_\_\_ him.



I \_\_\_\_\_ the best one for the job.



**Directions:** Read each sentence. Write the missing word to finish the sentence. Color the picture.



**Home Activity:** Have your child use *was*, *like*, *the* and *from* in other sentences.

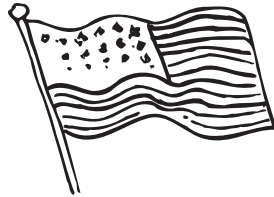
Name \_\_\_\_\_




**Write**



**Color**




is big flag the



a has pet he



on sits she a box



run fast can I



**Directions:** Use the words in each box to write a sentence about the picture. Remember to use an uppercase letter and a period. Color the pictures.



**Home Activity:** Have your child read each sentence.


Name \_\_\_\_\_



**Write**




**Color**



\_\_\_\_\_

-----

\_\_\_\_\_



\_\_\_\_\_

-----

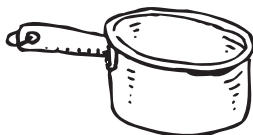
\_\_\_\_\_

10

\_\_\_\_\_

-----

\_\_\_\_\_



\_\_\_\_\_

-----


\_\_\_\_\_



\_\_\_\_\_

-----

\_\_\_\_\_



\_\_\_\_\_

-----

\_\_\_\_\_



**Directions:** Say the word that names the picture.  
Spell the picture name. Write the word on the lines.  
Color the /e/ pictures.




**Home Activity:** Have your child draw a picture of something with /e/. Then help him or her spell and write the picture name.

Name \_\_\_\_\_



Circle



pets

tools

homes



**Directions:** Have children give information about each picture. Then ask them to circle that word that tells main idea or topic shown in the pictures.



**Home Activity:** Have your child tell about each picture.




Name \_\_\_\_\_



## Read It!

The hen is in the pen.



## Say It!

Say a sentence about an animal using the phrase **under the tree**.



## Write It!




---



---

The duck is \_\_\_\_\_ (on the leaf).



**Directions** Have children track the print and read the sentence with you. Ask them to say a sentence with the phrase *under the tree*. Then have children write the prepositional phrase to complete the sentence.



**Home Activity** Have your child create sentences using the prepositional phrases *on the table* and *in the sink*.

Name \_\_\_\_\_



**Write**



**Draw**

---



---



---



---



---



---



**Directions** Have children copy the rhyme they created about the beavers. Then have them draw a picture of the beaver.



**Home Activity** Help your child make a rhyme about an animal and draw the animal's picture.


Name \_\_\_\_\_



**Draw**



**Color**



**Directions:** Draw a line from what happened to why it happened. Color each picture.



**Home Activity:** Have your child tell you what happened in each picture in the first row and why it happened.

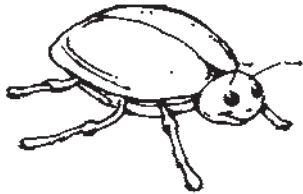
Name \_\_\_\_\_




Write



Color




is bug the big



got she a pet



here hen a sat



fast dog the ran



**Directions** Use the words to write a sentence about the picture. Remember to use an uppercase letter and a period. Color the pictures.



**Home Activity** Have your child read each sentence.