


Name _____



Write

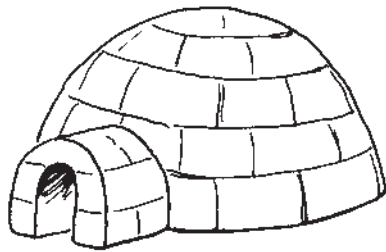


A

a

I

i



cat

pig



Directions Have children write a row of each letter and then write the words.



Home Activity Ask your child to write each letter and tell you how to make the letter.

Name _____



Write



Color

m t



p n

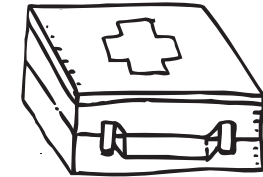


c b




Aa
Ii

k t



p g



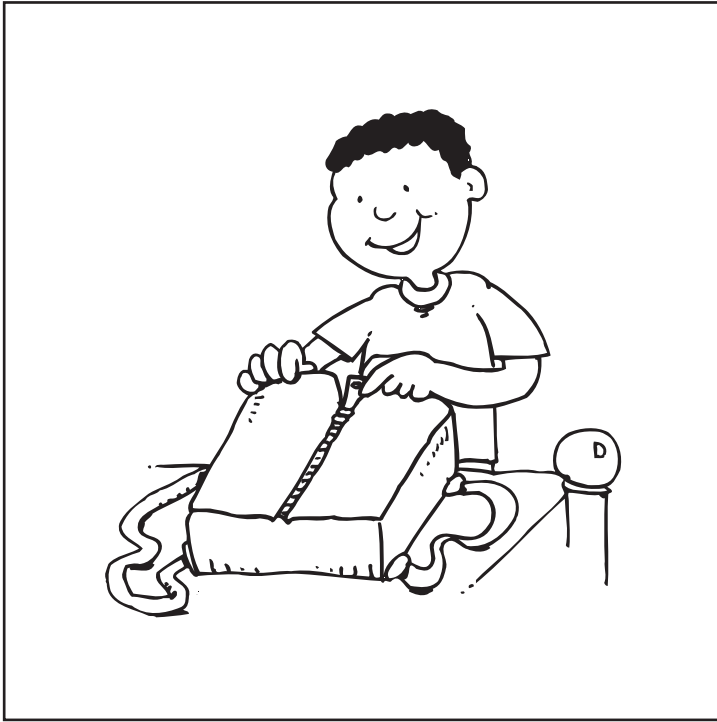
j m



Directions: Name each picture. Write *a* or *i* to finish each word. Color the /a/ pictures.



Home Activity: Have your child write *tin* and *tan* and draw a picture for each word.



Vin will zip the bag.
He and the bag will go
on a trip.

Name _____

Vin and the Bag



Vin had a bag.
The bag is a big bag.



He got one big can.
He got one little net.



He got one little kit.
He got one big rag.

Name _____



Write



Color

what

with


do

little

_____ you like to jump?



My dog is _____.



I will go _____ you.



_____ can I do to help?



Directions: Write the missing word to finish each sentence. Color the pictures.



Home Activity: Have your child use the high-frequency words in other sentences.

Name _____



Read It!

I have a pet.

The pet is for me.

Say It!

Tell about something you have using the words **I** and **me**.



Write It!

 _____ have a ball. (I)

The ball is for _____. (me)



Directions Have children track the print and read the sentences about the pet. Ask them to say sentences for things they have using *I* and *me*. Then have children write the pronouns *I* and *me* to complete the sentences.



Home Activity Have your child read the sentences and find the pronouns *I* and *me*. Then have him or her create other sentences with the pronouns *I* and *me*.


Name _____





Write




Color















Directions: Say the word that names the picture.
Spell the picture name. Write the word on the lines.
Color the /i/ pictures.





Home Activity: Have your child draw a picture of something with /i/. Then help him or her spell and write the picture name.

Name _____



Color



Directions: Color the picture that is different in each row.



Home Activity: Have your child tell how the pictures are alike and how they are different.

Name _____



Circle



Write



Rob zips the bag up.



Jill ran with the net.



Tim pats the little pet.





Directions Read the sentence about the picture.
Circle the verb. Then write the verb on the lines.
Then say a sentence using the verb.



Home Activity Point to and read sentences in a book.
Have your child identify the verb in each sentence.

Name _____

 **Write**



Directions Write or dictate a list of things from *Building with Dad* that you want to learn more about.

410 Writing List



Home Activity Help your child write a list of toys he or she knows how to use.


Name _____



Circle



Color



Directions: Circle the picture in the third box to tell what Carl eats. Color the pictures. Circle the picture in the third box to tell how Rosa gets to Australia. Color the pictures.



Home Activity: Have your child tell why he or she drew each conclusion.

Name _____



Read It!

I have a book.

The book is for me.

Say It!

Tell about something you have using the words **I** and **me**.



Write It!

 _____ have a hat. (I)

The hat is for _____. (me)



Directions Have children read the sentences about the book. Ask them to say sentences for things they have using *I* and *me*. Then have children write the pronouns *I* and *me* to complete the sentences.



Home Activity Have your child create sentences with the pronouns *I* and *me*.