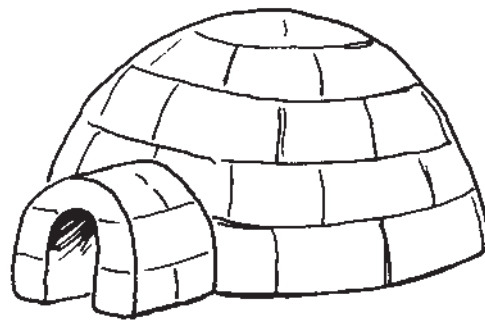


Name _____



Handwriting practice lines for the letter 'i'. Each row consists of a solid top line, a dashed middle line, and a solid bottom line. There are four such rows.

in _____



it _____



Directions: Have children write a row of each letter and then write the words.



Home Activity: Ask your child to show you how to write each letter.


Name _____




Write



Color







Ii








Directions: Name each picture. Write *i* on the line if the word begins with /i/. Color the /i/ words.




Home Activity: Look through a newspaper or book with your child and point out words that begin with /i/.



He is a little pig.

Name _____


Tim the Pig



Tim the pig is little.



Tim the pig can tap it.



Tim the pig can pat it.

Name _____



Write



Color

he for

_____ has a pan.



The pan is _____ you.



_____ likes the pan.



It is _____ Pam.



Directions: Read each sentence. Write the missing word to finish the sentence. Color the picture.



Home Activity: Have your child write the words *he* and *for* using a fun material (yarn, sticks, glitter).

Name _____



Read It!

I see a big house.



Say It!

Say a sentence that tells about the house.



Write It!

(soft hard)



(happy sad)



Directions: Have children read the sentence that tells about the house. Ask them to say a sentence that tells about the house. Then have children write the word that tells about each picture.



Home Activity: Ask your child to name the opposite of these words: *up, large, front, over.*

Name _____




Write



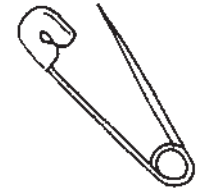
Color

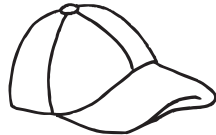






Ii







Directions: Name each picture. Write *i* on the line if the word has /i/ in the middle. Color the /i/ words.



Home Activity: Help your child make a list of words with /i/.



Name _____



Number



Color



Directions: Number the pictures to show what happened first, next, and last. Color the pictures.




Home Activity: Have your child tell the steps to make something.

Name _____




Read It!

I see a big pig.




Say It!

Say a sentence
that tells about
the pigs.



Write It!



I see two _____ pigs. (big)

Directions: Have children read the sentence that tells about the size of the pig. Ask them to say a sentence that tells about the pigs. Then have children write the word that tells about the pigs.



Home Activity: Point to items in the house. Ask your child to name the size and number for the item.


Name _____



Draw



Write






Directions: Draw a picture of an animal home. Then write a caption for your picture.



Home Activity: Point to pictures in a book or magazine and have your child think of a caption for each picture.

Name _____



© Pearson Education, Inc., K



Directions: Color the items in each row that belong together.




Home Activity: Name a category—animals, Ask your child to name things that fit the category.

Name _____




Read It!

I see a little dog.



Say It!

Say a sentence that tells about the dog.



Write It!

(tall short)

(shut open)



Directions: Have children read the sentence that tells about the dog. Ask them to say a sentence that tells about the dog. Ask children to write the word that tells about the picture on each line.



Home Activity: Have your child say the opposite of a word you name. Use words such as *up*, *back*, *over*, and *sad*.