


Name \_\_\_\_\_



Handwriting practice lines consisting of two rows of solid top and bottom lines with a dashed middle line for letter height guidance.

Pam \_\_\_\_\_



pat \_\_\_\_\_



**Directions:** Have children write a row of each letter and then write the words.



**Home Activity:** Ask your child to show you how to write each letter.

Name \_\_\_\_\_



Write



Color

---



---



---




---



---



---




---



---



---



Pp

---



---



---




---



---



---




---



---




---



**Directions:** Name each picture. Write *p* on the line if the word begins with /p/. Color the /p/ pictures.



**Home Activity:** Have your child find pictures that begin with /p/ and paste the pictures on paper to make a /p/ book.




I like to pat Pam.

Name \_\_\_\_\_


# Pat the Cat



I like to pat my cat.



I pat my cat, Pam.



We pat Pam.

Name \_\_\_\_\_



Write




Color

we

my

like

We \_\_\_\_\_ the cat.




We \_\_\_\_\_ my dog.



\_\_\_\_\_ like to tap.



\_\_\_\_\_ pig is little.



**Directions:** Read each sentence. Write the missing word to finish the sentence. Color the picture.




**Home Activity:** Have your child use *we*, *my*, and *like* in other sentences.

Name \_\_\_\_\_



## Read It!

I see a yellow sun.




## Say It!

Say a sentence that tells about the sun.



## Write It!




---



---

I see a \_\_\_\_\_ sun. (round)



**Directions:** Have children read the sentence about the sun. Ask them to say a sentence that tells about the sun. Then have children write the word that tells about the shape of the sun.



**Home Activity:** Show pictures to your child and have him or her use color words and shape words to describe items in the pictures.

Name \_\_\_\_\_



Write



Color

---



---



---




---



---



---



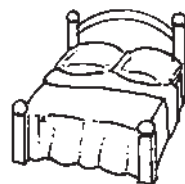

---



---



---



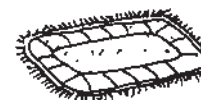

---



---



---



Pp

---



---



---




---



---



---



**Directions:** Name the pictures. Write *p* on the line if the word ends with /p/. Color the final /p/ words.




**Home Activity:** Have your child use the final /p/ words in sentences.

Name \_\_\_\_\_



Color



**Directions:** Color the picture that tells what *Animal Babies in Grasslands* is all about.



**Home Activity:** Ask your child to tell you what the story is all about.



Name \_\_\_\_\_

 **Write**      **Color**



Pam



Sam



Pat




---

---

---




---

---

---




---

---

---




**Directions** Write the name under each picture.  
Then color the pictures.



**Home Activity** Help your child make a list of names  
for pets and people.

Name \_\_\_\_\_

 **Write**



trunk  
big ears  
tail

---

---

---

---

---

---

---

---



**Directions:** Write a note about something you want to remember about the elephants.



**Home Activity:** Have your child make some notes about a favorite animal.

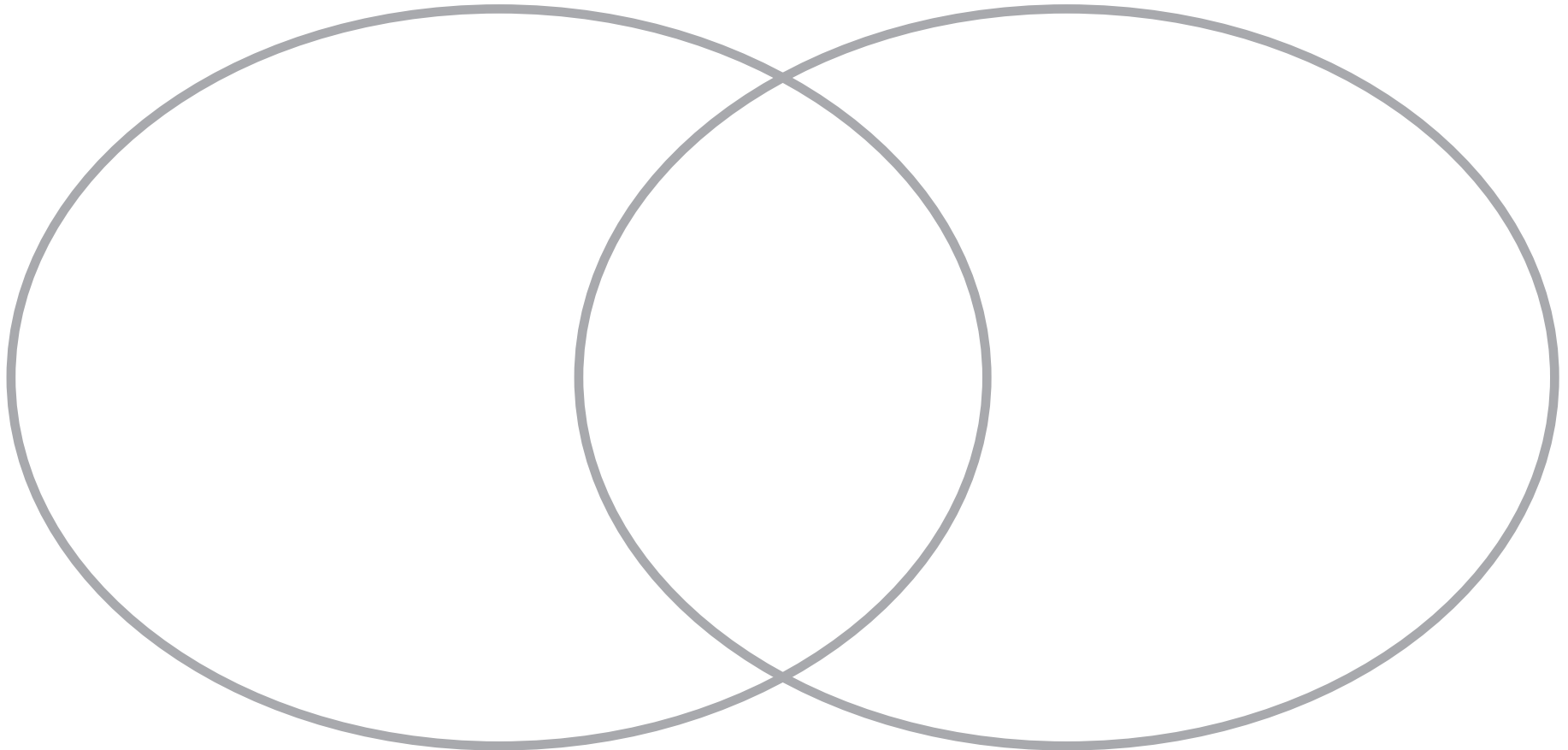
Name \_\_\_\_\_



**Draw**

elephant

zebra



**Directions:** In the left and right circles, draw pictures that show how the elephant and the zebra are different. In the space in the middle, draw a picture that shows how they are alike.




**Home Activity:** While you eat a meal together, talk with your child about how the foods are alike and different.

Name \_\_\_\_\_

**Read It!**

I see a round ball.

**Say It!**

Say a sentence that tells what color of a ball you would like.

**Write It!**

She wants a \_\_\_\_\_ ball. (red)



**Directions:** Have children read the sentence about the ball. Ask them to give a sentence that tells the color of the ball they would like. Then have children write the color word to complete the sentence.



**Home Activity:** Help your child match items of the same shape or color and tell about the item—I see a square table. I see a square book.