

Name _____



Write

Handwriting practice lines for the letter 's'. Each row consists of a solid top line, a dashed middle line, and a solid bottom line. There are four such rows provided for practice.

Sam _____

sat _____



Directions: Have children write a row of each letter and then write the words.



Home Activity: Ask your child to show you how to write each letter.


Name _____



Write



Color







Ss







Directions: Name each picture. Write s on the line if the word begins with /s/. Color the /s/ pictures.




Home Activity: Have your child find pictures that begin with /s/ and paste the pictures on paper to make a /s/ book.

Name _____

Sock Sack




I have a sack.



I have the sock.



The sock sack is little.



The sock is little.

Name _____

**Write****Color**

have

is

I _____ to go to school.



This _____ the school.



I _____ to go home.



This _____ home.

**Directions:** Read each sentence. Write the missing word to finish the sentence. Color the picture.**Home Activity:** Have your child use *have* and *is* in other sentences.

Name _____



Draw



Write



Directions: Draw pictures of a pet you know, a friend, and a family member. Use upper-case letters to write their names.



Home Activity: Write the names of everyone in your family. Talk with your child about how people's first and last names use uppercase letters.

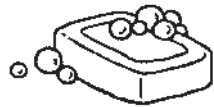
Name _____



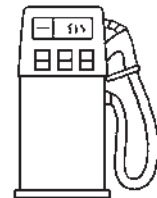
Write



Color














Ss



Directions: Name each picture. Write s if the word ends with /s/. Color the picture if the word begins with /s/.



Home Activity: Have your child find an object that begins with the letter s, draw a picture of it, and write the word.


Name _____



Color



Draw



Directions: Color the two pictures. Then in the last box draw a picture that tells where the story takes place.



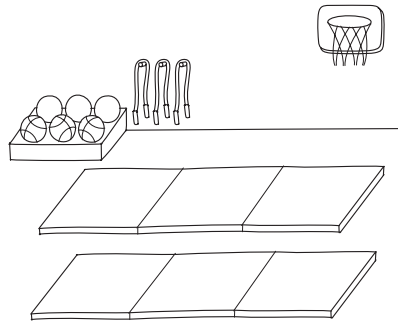
Home Activity: Have your child draw a picture of where the story takes place for one of his or her favorite stories.

Name _____



Read It!

I see two mats.




Say It!

Say a sentence that tells about things you have.



Write It!



I see two _____ . (cats)


Directions: Have children read the sentence about the picture with you. Ask them to tell about things they have in a sentence. Then have children write a word that means more than one to complete the sentence.



Home Activity: Ask your child to draw other pictures that show more than one.

Name _____

 **Write**




Directions: Make a list of three things from the book that you want to learn more about.




Home Activity: Help your child write a list. It could be a grocery list or list of things to do.

Name _____



Color



© Pearson Education, Inc., K



Directions: Color the picture that shows what comes first in each story.



Home Activity: Have your child draw three pictures to show how to feed a pet.

Name _____



Circle




Write




Color



Mat
sat



mat
Tam



sat
Sam



Directions Read the words and say the picture name. Circle the word that names the person in the picture. Then write the word and color the picture.



Home Activity Help your child write the names for family members or friends and draw their pictures.