

Name _____



Write

O




o



P



p





Directions: Have children write a row of each letter.



Home Activity Ask your child to show you how to write each letter.

Name _____



Circle

Oo



O N o a I e O o

Pp



O p b P d P p N

Qq



O Q q g H Q j q

Rr



P r R Q R n r P

Ss




S L S n s R o s



Directions: In each row, circle the letters that match the letter or letters in the box.



Home Activity: Have your child trace the letters and name the circled letters.




I am the little rabbit.



Am I the little seal?

Name _____


Little Me!



Am I the little otter?




I am the little otter.



Am I the little pig?



I am the little pig.



Am I the little quail?



I am the little quail.

Name _____



Write



Color

the

little

The girl is _____.




_____ dog is little.



_____ cat is little.



The pig is _____.



Directions: Read each sentence. Write the missing word to finish the sentence. Color the picture.



Home Activity: Have your child use *the* and *little* in other sentences.

Name _____

 **Draw**

--	--



Directions: Draw a picture to show how Plaidypus looks at the beginning of the story and how he looks at the end of the story.



Home Activity: Show pictures to your child and have him or her tell how the people in the pictures look.

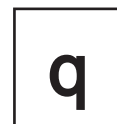
Name _____




Circle




Q O C Q
C Q Q O



p q q d
o q d q





R P B R
P R D R



r n r c
n r r o



S M C S
C S S Q



s c b s
s o s c



Directions In each row, circle the letters that match the letter or letters in the box.




Home Activity: Have your child trace the letters and name the circled letters.

Name _____



Number















Directions: Number the pictures to show what happens first, next, and last.



Home Activity: Have your child make up a story using the pictures to tell what happens first, next, and last.

Name _____



Draw



Write

© Pearson Education, Inc., K



Directions Draw a picture of yourself and a picture of someone you know. Write your name and write or dictate the other person's name under the pictures.



Home Activity Ask your child to name the people and tell you about each one.

Name _____



Write



Draw



Directions Copy the lines from the board. Then draw a picture that tells about something you know that goes fast and slow.




Home Activity Have your child read the poem and describe the item that he or she drew that goes fast and slow.

Name _____



Color



© Pearson Education, Inc., K



Directions: Color the pictures that show settings for stories.




Home Activity: Ask your child to describe what he or she might do in the settings he or she colored.

Name _____



At School	At the Pool

 **Directions** Draw pictures to show what you look like when you are at school and at the pool.



Home Activity Ask your child to tell about each picture and to describe the way he or she looks at each place.