

Name _____



Handwriting practice lines consisting of two rows of solid top and bottom lines with a dashed middle line for letter height guidance.

cup

Handwriting practice lines for the word 'cup'.

nut

Handwriting practice lines for the word 'nut'.

bus

Handwriting practice lines for the word 'bus'.

bug

Handwriting practice lines for the word 'bug'.



Directions: Have children write a row of each letter and then write the words.



Home Activity: Ask your child to show you how to write each letter.

Name _____



Write



Color

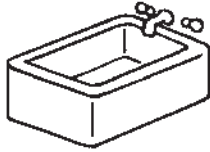
c t



b s



t b




Uu

p n



t p



n t



Directions: Write *i*, *o*, or *u* to finish each word. Color the /u/ pictures.



Home Activity: Have your child write *rug* and *bug* and draw a picture for each word.




Jan and Gus are on
the rug.
Jan and Gus are pals.

4

Decodable Story *Jan and Gus*
Target Skill /u/ Spelled Uu


Name _____

Jan and Gus



Jan and Gus are pals.
They like to have fun.

1



Jan and Gus like the sun.
They like to hum on the
bus.



Jan and Gus see a bug.
They run in the mud.

Name _____



Write



Color

what

am

said

was

I _____ five.



I _____ four.



_____ can I do?



I _____ I can help.



Directions: Read each sentence. Write the missing word to finish the sentence. Color the picture.



Home Activity: Have your child use the high-frequency words in other sentences.

Name _____




Read It!

The bus is big.




Say It!

Use the word **sun** in a sentence.



Write It!



The _____ is big. (bug)



Directions Have children track the print and read the sentence with you. Ask them to say a sentence about the sun. Then have children write the noun to complete the sentence.



Home Activity: Have your child use the nouns *bus*, *sun*, and *bug* in other sentences.

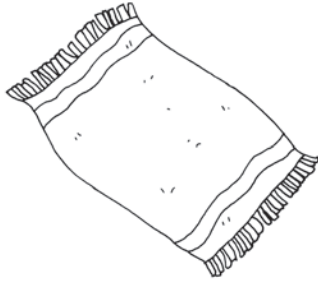
Name _____



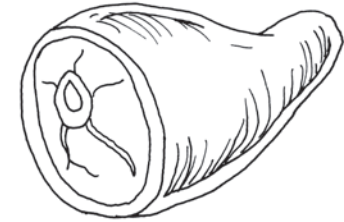
Write



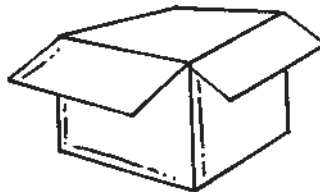
Color















Directions: Say the word that names the picture.
Spell the picture name. Write the word on the lines.
Color the /u/ pictures.






Home Activity: Have your child draw a picture of something with /u/.

Name _____



Color



Directions: Color the picture that shows what would happen next in each story.



Home Activity: Have your child tell what he or she does after putting on his or her pajamas.

Name _____



Read It!

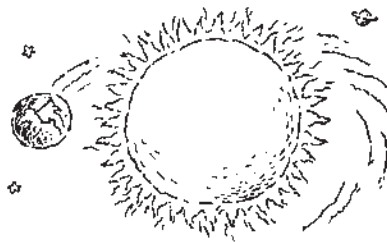
The dog is under the table.

Say It!

Use the word **on** in a sentence about something in the classroom.



Write It!



The sun is _____ the sky. (in)



Directions Have children track the print and read the sentence about the dog. Ask them to say a sentence using the word *on*. Then have children write the preposition to complete the sentence about the sun.



Home Activity Have your child use the prepositions *on*, *in*, or *under* in sentences. Provide sentence clues as needed.

Name _____



Write

Dear _____,

Your friend,



Directions Have children compose a letter to someone. Have them write or dictate the person's name and a sentence that tells about a toy they like. Then have children write their name.



Home Activity Help your child write a letter to a family member or friend.

Name _____



Color



Draw



Directions: Color the pictures. Then draw a picture in the last box that shows who the character in each story is.




Home Activity: Have your child draw a picture of the characters in one of his or her favorite stories.

Name _____



Read It!


The mug is big.




Say It!

Tell something about the bug.

Use the word **bug** in your sentence.



Write It!



The _____ is big. (sun)



Directions Have children track the print and read the sentence about the mug. Ask them to tell something about a bug. Then have children write the noun to complete the sentence.



Home Activity Have your child give another sentence about each picture.