

Name _____



Write



Handwriting practice lines for the letter 'u'. Each row consists of a solid top line, a dashed middle line, and a solid bottom line. There are two such rows provided.

Ula

Handwriting practice lines for the word 'Ula'. It consists of a solid top line, a dashed middle line, and a solid bottom line.

up

Handwriting practice lines for the word 'up'. It consists of a solid top line, a dashed middle line, and a solid bottom line.



Directions: Have children write a row of each letter and then write the words.



Home Activity: Ask your child to show you how to write each letter.

Name _____



Write



Color

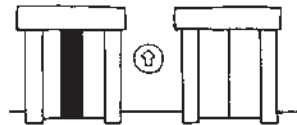







Uu








Directions: Name each picture. Write *u* on the line if the word begins with /u/. Color the /u/ pictures.



Home Activity: Look through a newspaper or book with your child and point out words that begin with /u/.

Name _____


Fun for Jud



Jud ran to his pals.
Jud said, "Let us go in!
We will have fun!"


4

Decodable Story *Fun for Jud*
Target Skill /u/ Spelled Uu



The sun was hot.
Jud got up from bed.

1



Jud has to have a plan.
What can he do for fun?



Jud will see his pals.
What will they do for fun?

Name _____



Write




Color

what was said she


_____ she with you?



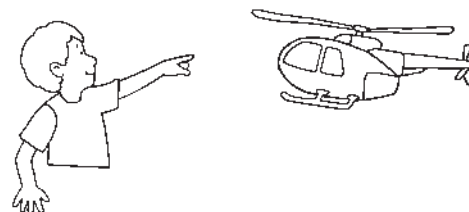
He _____ she was with me.



_____ is my mom.



_____ did you see?



Directions: Read each sentence. Write the missing word to finish the sentence. Color the picture.




Home Activity: Have your child use the high-frequency words in other sentences.

Name _____



Read It!

The pet is on the box.



Say It!

Say a sentence about a cat using the word *in*.



Write It!



by the book

The dog sat _____ the book.



Directions Have children track the print and read the sentence with you. Ask them to say a sentence about a cat with the word *in*. Then have children write the preposition *by* to complete the sentence.



Home Activity Have your child create sentences using the prepositions *on*, *in*, or *by*.

Name _____

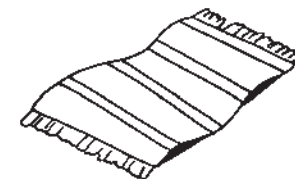


Write




Color







Uu







Directions: Name each picture and spell the picture name. Write the word on the lines. Then color the /u/ pictures.




Home Activity: Help your child make a list of words with /u/.

Name _____



Color



Directions: Color each matching pair a different color.



Home Activity: Have your child compare and contrast the bike messengers by telling how the pictures are alike and how they are different.

Name _____



Write



Draw

can I see the pet



Directions: Write the question using an uppercase letter and a question mark. Draw a picture for the sentence.



Home Activity: Write a short question on paper and read the question. Have your child identify the uppercase letter and the question mark. Then help your child create and write another question.

Name _____



Write



Draw



Directions Have children copy the poem about the truck. Then have them draw a picture of the truck.



Home Activity Help your child make a poem with rhyming words such as *truck*, *luck*, *stuck*, and *duck*.



Name _____



Circle



Color



Directions: Circle the picture that shows what you think will happen next. Color the pictures.




Home Activity: Have your child explain how he or she arrived at each conclusion.

Name _____



Read It!

The bug sat on the rug.




Say It!

Use **by** in a sentence about something in the room.



Write It!



The bug sat _____ the tub. (in)



Directions Have children track the print and read the sentence with you. Ask them to say a sentence about something in the room using *by*. Then have children write the preposition *in* to complete the sentence.



Home Activity Point to things and have your child tell where they are, using the prepositions *on*, *in*, *near*, or *by*—*near the table*, *on the couch*, *by the door*.