


Name _____

 **Write**



Handwriting practice lines consisting of two sets of three horizontal lines (top solid, middle dashed, bottom solid).

Ed

Handwriting practice lines for the word 'Ed'.

egg

Handwriting practice lines for the word 'egg'.



Directions Have children write a row of each letter and then write the words.



Home Activity Ask your child to show you how to write each letter.

Name _____





Write




Color








Ee



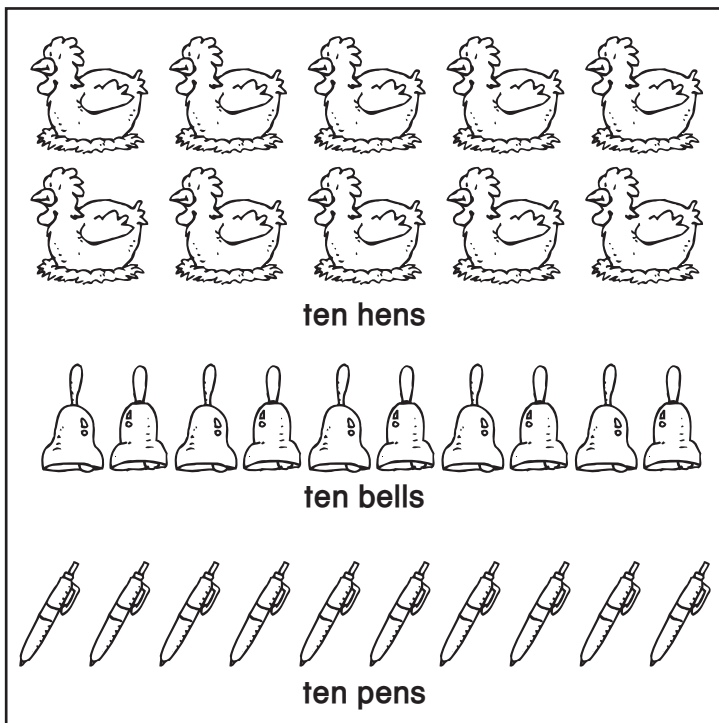




Directions: Name each picture. Write e on the line if the word begins with /e/. Color the /e/ pictures.




Home Activity: Look through a newspaper or book with your child and point out words that begin with /e/.



I see ten, ten, ten!

Name _____

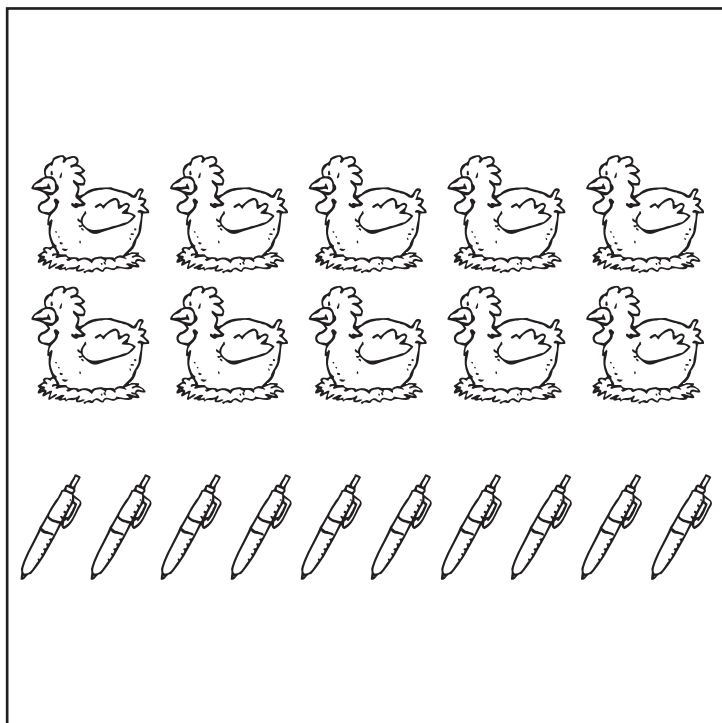
Ten, Ten, Ten!



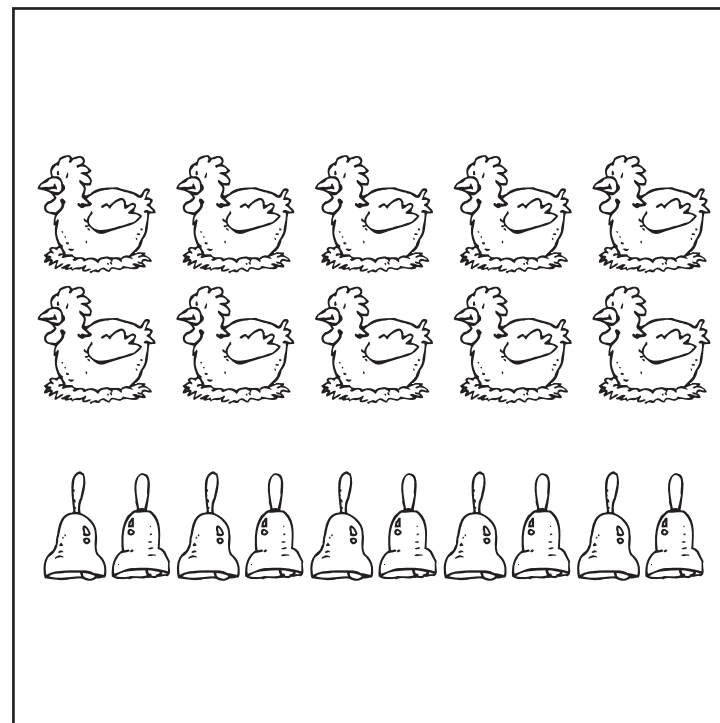
I have a pet hen.

Do you see my hen?

I can see ten.



I have a fat pen.
Do you see my pen?
I can see ten.



I have a red bell.
Do you see my bell?
I can see ten.

Name _____



Write



Color

here go from

Go _____ here to here.



We can _____ fast.



You can go _____.



It is _____ me.



Directions: Read each sentence. Write the missing word to finish the sentence. Color the picture.



Home Activity: Have your child use the high-frequency words in other sentences.

Name _____



Write



Draw

the pet sat in a tent



Directions: Write the sentence using an uppercase letter and a period. Draw a picture for the sentence.



Home Activity: Write sentences without uppercase letters and periods. Have your child write the sentences correctly.


Name _____




Write



Color








Ee







Directions: Name each picture. Write the letter for the middle sound of each picture. Color the /e/ pictures.



Home Activity: Help your child make a list of words with /e/.








Name _____



Circle



Color



Directions: Circle things that belong together. Color those pictures in each row.




Home Activity: Have your child draw three things that belong to the same group—toys, foods, or clothes.


Name _____



The lid is _____ on the bed.



One hen sat _____ on the pan.



The net is _____ a big cat.



The pet is _____ in the pen.



Directions Draw a line to the words that complete each sentence.



Home Activity Help your child tell about the picture and read the sentences.

Name _____



Dear _____ ,

I like to read about _____

Your friend,



Directions Write or dictate a letter to someone.
Finish the sentence that tells what you like to read about and then write your name.




Home Activity Help your child write a letter to a family member or friend.

Name _____



Draw



Directions: Draw your own picture to show what *If You Could Go to Antarctica* is all about.



Home Activity: Have your child tell about his or her picture.

Name _____



Write



Draw

my pet has a net



Directions: Write the sentence using an uppercase letter and a period. Draw a picture for the sentence.



Home Activity: Point to and read sentences in a book and have your child identify the uppercase letter and the period. Ask your child to copy one of the sentences.