


Name _____

 **Write**



Handwriting practice lines consisting of two sets of three horizontal lines (top solid, middle dashed, bottom solid) for writing practice.

Gil _____

got _____



Directions Have children write a row of each letter and then write the words.



Home Activity Ask your child to show you how to write each letter.


Name _____




Write



Color








Gg








Directions: Name each picture. Write *g* on the line if the word begins with /g/. Color the /g/ pictures.



Home Activity: Have your child find pictures that begin with /g/ and paste the pictures on paper to make a /g/ book.




Can you see four frogs?
Lin and Hap can see
five frogs.

4

Decodable Story *How Many?*
Target Skill /g/ Spelled Gg


Name _____

How Many?




Lin and Hap can see
one dog.

1



Lin and Hap can see
two kids.



Lin and Hap can see
three pigs.

Name _____



Write



Color

one


two

three


four

five


I can see _____.



I can see _____.



I can see _____.



I can see _____.



Directions: Read each sentence. Write the missing word to finish the sentence. Color the picture.



Home Activity: Have your child use the number words in sentences to tell about things in your home.

Name _____



Draw



Color

The dog can nab it.

The pig is big.

The cat had one hat.

The log is little.



Directions: Draw a line from the sentence to the picture it tells about. Then point to and tell about the naming and action parts of the sentence shown in the picture. Color the pictures.



Home Activity: Ask your child to make another statement that tells about each picture.


Name _____



Write



Color




oat



do




be




ate




le



ap



um



pi



Directions: Write the letter to finish each word. Color the pictures that begin or end with /g/.





Home Activity: Have your child name the pictures that begin with /g/.

Name _____



Color



Directions: Look at the top picture. Color the characters from *Goldilocks and the Three Bears* in the boxes.



Home Activity: Have your child tell about what is happening in the top picture.

Name _____



A frog sat

to dig.



The pigs like

on a log.



Gil has

the top.



Nan likes

a big hat.




Directions Draw a line to the words that complete each sentence.



Home Activity Help your child tell about the picture and read the sentences.

Name _____


 **Write**



1. _____

2. _____

3. _____



Directions Write or dictate a list of things found in the story.



Home Activity Help your child write a list. It could be a job list or list of things to do.


Name _____



Draw



Color



Directions: Tell a story about the first box. Then draw the setting in the box.



Home Activity: Have your child tell you about the setting for each story.

Name _____



Color




Draw

Gil naps on the mat.

The cat had a cap.

Tad had the top.

Nan had a tan rat.



Directions: Draw a line from the sentence to the picture it tells about. Color the pictures, then tell another sentence about each picture.



Home Activity: Have your child create sentences about people he or she knows.