

Name _____



Write

1

one

3

three

5

five

2

two

4

four



Directions: Write each number and number word on the lines.



Home Activity: Ask your child to draw pictures to show each number.

Name _____



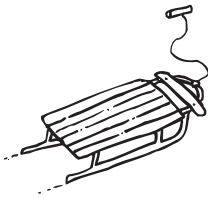
Write





Color













Directions: Name each picture. Write the blend for the beginning sound. Color the pictures.



Home Activity: Have your child point out initial consonant blends in the words in a book or magazine.



I can tap.
Tap is like trap.
Do you see one trap?

4

Decodable Story *My Words*
Target Skill Consonant Blends

Name _____

My Words




I have one cap.
Cap is like clap.
Can you clap?

1



I see one cab.
Cab is like crab.
Can you see three?



I can see one pot.
Pot is like spot.
Do you see two?

Name _____



Write



Color

one

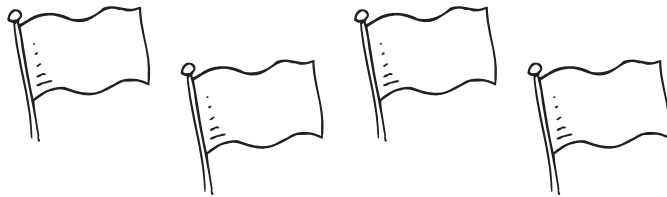
two

three

four

five


I see _____ flags.



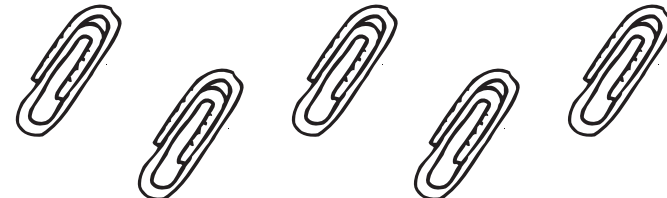
I see _____ frogs.



I see _____ rats.



I see _____ clips.



Directions: Read each sentence. Write the missing word to finish the sentence. Color the picture .



Home Activity: Have your child use *one*, *two*, *three*, *four*, and *five* in other sentences.



Name _____



Draw



Color



Directions: Draw a line from the subject to the correct predicate. Color the pictures. Then use a complete sentence to tell what happens in each pair of pictures.



Home Activity: Help your child write a complete sentence for each pair of pictures.

Name _____




Write




Color

ba



ib



ne



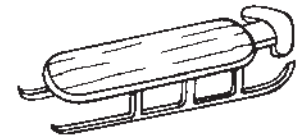
ill



mi



ed



Directions: Write the letters for the consonant blends to finish each word. Color the pictures.



Home Activity: Have your child use the words in sentences.



Name _____



Draw



Color



Directions: Draw a picture to show which animal the mouse met next. Draw the right number of animals. Color the animals. Then tell what happened in order using words like *first*, *then next*, and *last*.



Home Activity: Have your child draw pictures of the other animals the mouse met in the correct order.

Name _____



Circle



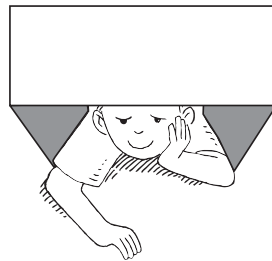

Color



Tam ran to the spot.



Sam sits on the mat.



Bob hid in the top.



Lad hops to the cat.



Directions Circle the action part of the sentence and color the picture that shows the action. Then use the action part in a sentence of your own.



Home Activity Have your child tell about each picture and name the action part of each one.

Name _____



Draw



Write



Directions Draw a picture of the mouse in the story. Write or dictate a sentence that tells about the animal.



Home Activity Have your child describe things about the mouse in the story.


Name _____




Circle



Color



She is _____.
mad
sad



She is _____.
mad
sad



Directions: Circle the word to finish the sentence.
Color the pictures.




Home Activity: Have your child tell why he or she drew the conclusion he or she did.

Name _____



Draw



One cat had

to the flag.




Two dogs ran

a hat.



Three rats sat

a big pot.



Four pigs see

on a mat.



Directions Draw a line to the words that complete each sentence.



Home Activity Help your child tell about the picture and read the sentences.