


Name _____

 **Write**



Lad _____

lid _____



Directions: Have children write a row of each letter and then write the words.



Home Activity: Ask your child to show you how to write each letter.

Name _____



Write



Color







L I








Directions: Name each picture. Write / on the line if the word begins with //. Color the // pictures.



Home Activity: Have your child find pictures that begin with // and paste the pictures on paper to make a // book.



Lad can hop on the lid.
I can do that.
Are we on the lid?

4

Decodable Story *Lad and Me*
Target Skill /l/ Spelled L

Name _____

Lad and Me



Lad is my cat.
Lad is little.
Do you like Lad?

1



I like Lad.
Lad can sit in my lap.
Lad can sit a lot.



Lad can hop.
Lad can hop a lot.
I can do that.

Name _____



Write



Color

do

that

are

_____ you see the man?



We _____ at the top.



Is _____ the lid?



_____ you like my cat?



Directions: Read each sentence. Write the missing word to finish the sentence. Color the picture.



Home Activity: Have your child use the high-frequency words in other sentences.



Name _____



Circle



Color



The cat ran.

The lad hops.

The rat hid.

Nan taps.



Directions: Circle the action part of the sentence and color the picture that shows the action. Use the action part in a sentence of your own.



Home Activity: Help your child write simple sentences and identify the action part in each sentence.

Name _____

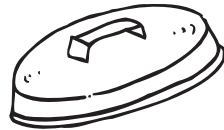


Write




Color

id



mi



hi

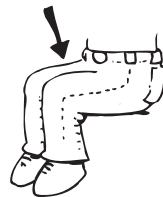


LI

ip



ap



fi



Directions: Write / if the word begins with /I/. Write // if the word ends with /I/. Color the pictures.



Home Activity: Have your child draw a picture of something that begins with /I/.

Name _____

 **Draw**  **Color**



Directions: Draw a line from what happened to why it happened. Color each picture.



Home Activity: Have your child tell why each event happened.

Name _____




Circle



Color

A cat ran fast.



Nan sits on it.



Tim hits the lid.



Lad can hop.



Directions: Circle the naming part of the sentence. Then color the naming part of the picture. Then use the naming part in a sentence of your own.



Home Activity: Have your child read each sentence and tell the naming part.

Name _____



Write



Draw





Directions Have children copy the class poem they wrote about the fox. Then have them draw a picture of the fox.



Home Activity Help your child make a poem with rhyming words such as *hit*, *bit*, *fit*, *kit*, and *sit*.

Name _____



Directions: Draw a picture to show what happens next.



Home Activity: Ask your child to tell the beginning of the story and then tell about what happens next.

Name _____



Circle



Write



runs

sits

The dog _____.



pets

hops


The frog _____.



mop

hit

I _____.



mops

pats

She _____ the cat.



hit

sit

I _____ it.



sits

taps

He _____ it.



Directions: Circle the action word to finish the sentence. Write the word on the lines.



Home Activity: Have children read each sentence.