


Name _____

**Write**

Handwriting practice lines consisting of two sets of three horizontal lines each (top solid, middle dashed, bottom solid).

Dad

Handwriting practice lines for the word 'Dad'.

did

Handwriting practice lines for the word 'did'.



Directions: Have children write a row of each letter and then write the words.



Home Activity: Ask your child to show you how to write each letter.


Name _____


**Write****Color**





**Dd**








Directions: Name each picture. Write *d* on the line if the word begins with /d/. Color the /d/ pictures.



Home Activity: Have your child find pictures that begin with /d/ and paste the pictures on paper to make a /d/ book.



Pit ran to the dish.
Pit did.

4

Decodable Story *Pit Did!*
Target Skill /d/ Spelled Dd

Name _____

Pit Did!




Pit can see the duck.



Pit ran with the duck.
Pit did.


1



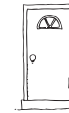
Pit can see the doll.



Pit ran to the doll.



Pit can look at the door.



Pit ran to the door.

Pit did.

Name _____



Write



Color

see

look


I can _____ the cat.




I _____ for my cat.



_____ at me!



Pat can _____ the dog.



Directions: Read each sentence. Write the missing word to finish the sentence. Color the picture..



Home Activity: Have your child use *see* and *look* in other sentences.

Name _____

**Write****Draw****Color**

jump



run



walk



Directions: Add -s to each verb. Write the new word.
Then draw a line to the picture that shows the action.
Color each picture.



Home Activity: Have your child use each verb in a sentence.

Name _____

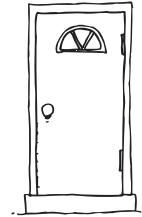



Write



Color









Kk
Dd






Directions: Name each picture. Write *k* on the line if the word begins with /k/ and *d* if it begins with /d/. Color the pictures.



Home Activity: Have your child find other words that begin with /k/ or /d/.

Name _____

**Draw****Color**

Directions: Draw a line from what happened to why it happened. Color each picture.



Home Activity: Have your child tell why each event happened.

Name _____



Read It!

Tom packs.



Tom packed.



Say It!

Say a sentence that tells something Tom does now. Then say a sentence that tells something Tom did yesterday.



Write It!



walks
walked



looks
looked



Directions Have children read the sentences about Tom. Ask them to give sentences for things Tom does now and did yesterday. Then have children write the word that tells about each picture.



Home Activity Have your child use the words in sentences.

Name _____



Draw



Write



Directions Draw a picture of something you like. Write or dictate words or sentences that would help someone else like it.



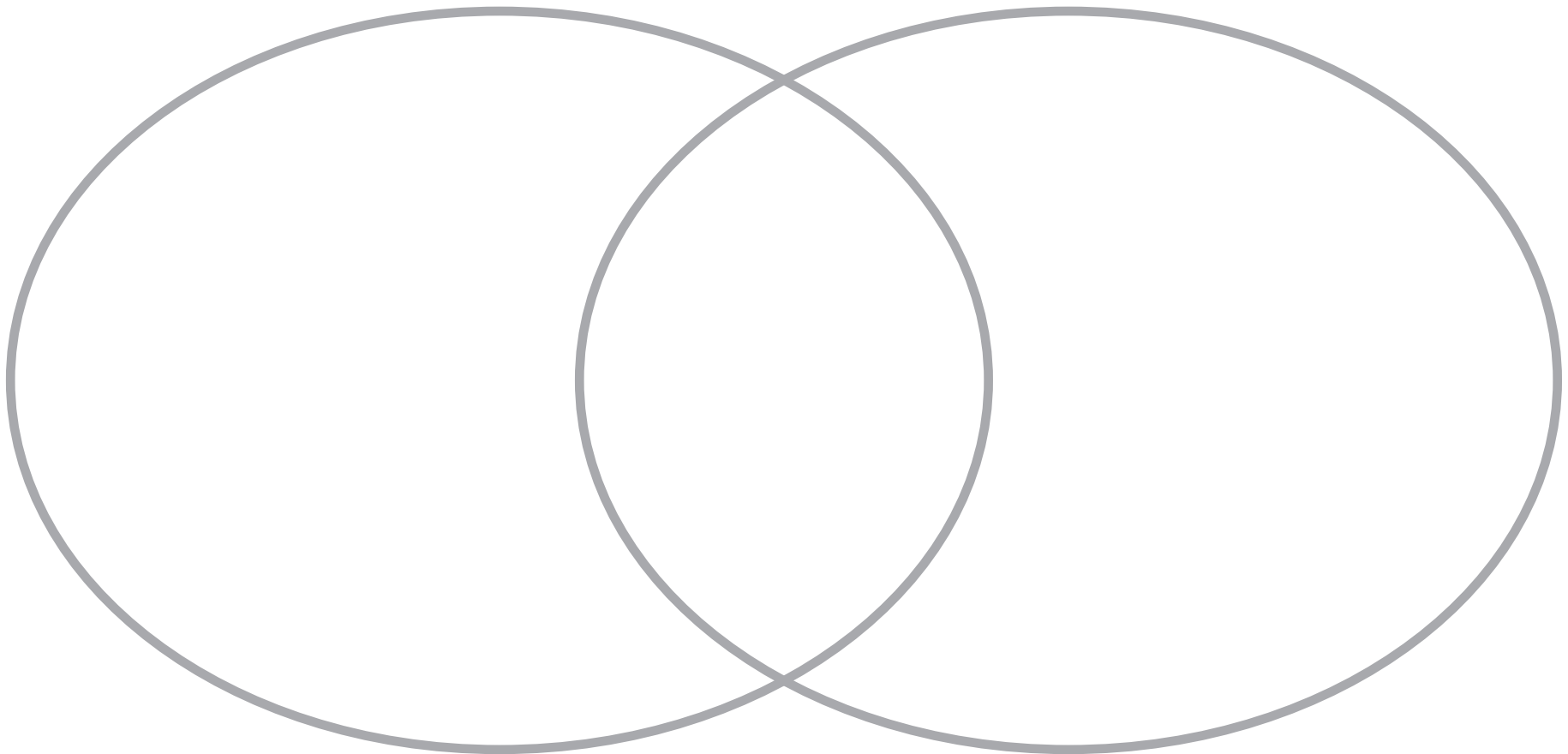
Home Activity Help your child tell about something he or she likes and how he or she would try to convince someone to like the same thing .

Name _____

**Draw**

dog

cat



Directions: In the left and right circles, draw pictures that show how a dog and a cat are different. In the space in the middle, draw a picture that shows how they are alike.



Home Activity: Have children explain the similarities and differences between two books.

Name _____



Write

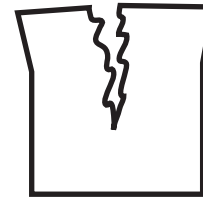
nap

rip

sit

tip











Directions Add an -s to the verb at the top of the page and write the word that names each picture.



Home Activity Help your child use the words in sentences.