


Name _____



Handwriting practice lines for the letter 'n'. Each row consists of a solid top line, a dashed middle line, and a solid bottom line. There are two such rows provided for practice.

Nan _____



pan _____



Directions: Have children write a row of each letter and then write the words.



Home Activity: Ask your child to write each letter and tell you how to make the letter.

Name _____




Write




Color







Nn





9



Directions: Name each picture. Write *n* on the line if the word begins with /n/. Color the /n/ pictures.



Home Activity: Have your child name other words that begin with /n/.




Nat sat.

Nan sat with Nat.

Name _____

Nan and Nat




I am Nan.

I am Nat.



We have nets.



Nan is with Nat.



Nat can nab with a net.



Nat nabs with the net.



Nan nabs with the net.



Name _____



Write



Color

she

with

me

we

Pam ran _____ me.



_____ ran to the mat.



_____ like to run.



Run with _____.



Directions: Read each sentence. Write the missing word to finish the sentence. Color the picture.



Home Activity: Have your child use *me*, *with*, *she*, and *we* in other sentences.

Name _____



Circle



Color



run



sit



net



dig



ball



hit



Directions Name the pictures. Circle each verb and color the picture. Then use each verb in a sentence.



Home Activity Have your child name other verbs.







Name _____



Write



Color



Directions: Name each picture. Write the letter for the final sound in the box. Color final /n/ words green and final /b/ words blue.

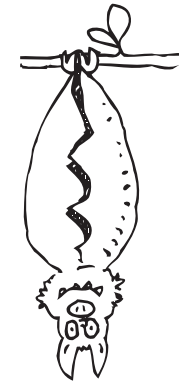
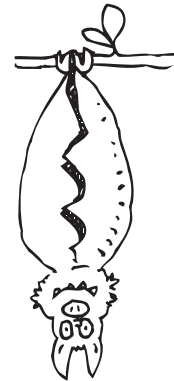




Home Activity: Have your child trace *n* and *b* and name the pictures.

Name _____



Color



Directions Color pairs of pictures that are the same.




Home Activity Have your child tell how the pairs of pictures are alike or different.

Name _____



Read It!

I see a little dog.




Say It!

Say a sentence that tells about dogs.



Write It!



I see a _____ cat. (white)



Directions Have children track the print and read the sentence with you. Ask them to say a sentence that tells about dogs. Then have children write an adjective to complete the sentence.



Home Activity Have your child describe things they see at home, telling about the size, color, and number.

Name _____



Draw



Write



Directions Draw a picture about Little Panda. Write or dictate words or sentences to tell about your picture and the selection.



Home Activity Help your child summarize events that happened at school or at home.

Name _____



© Pearson Education, Inc., K



Directions Draw a picture that shows what *Little Panda* is all about.



Home Activity: Talk about several familiar stories and have your child tell you what each story is all about.

Name _____



Circle



Write



pat

pit



tap

tip



nap

pin



tan

sit



Directions Say the picture name. Circle the word that tells the action. Then write the word. Use each word you wrote in a sentence.



Home Activity Ask your child to use the words that were not circled in sentences.