

Name _____



Write

Handwriting practice lines consisting of two rows of solid top and bottom lines with a dashed middle line for letter height guidance.

Mom _____

am _____



Directions: Have children write a row of each letter and then write the words.



Home Activity: Ask your child to show you how to write each letter.

Name _____



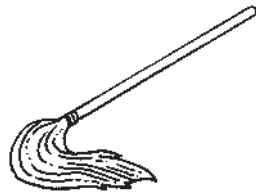
Write



Color







Mm







Directions: Name each picture. Write *m* on the line if the word begins with /m/. Color the /m/ pictures.




Home Activity: Have your child find pictures that begin with /m/ and paste the pictures on paper to make an /m/ book.

Name _____


Little Mouse




I walk to a little school.



I am a little mouse.



I walk to a little school.



I am a little moose.

Name _____



Write




Color

to a

Tim has _____ map.



Tim went _____ school.



Pam went _____ school.



Pam has _____ top.



Directions: Read each sentence. Write the missing word to finish the sentence. Color the picture.



Home Activity: Have your child use the high-frequency words in other sentences.

Name _____



Read It!

I see a boy.

Say It!

Say a sentence about something a dog does.



Write It!

I see a _____ . (cat)



Directions: Have children read the sentence about the boy with you. Ask them to give a sentence about a dog. Then have children write the word for an animal to complete the sentence.



Home Activity: Ask your child to name other people and animals.

Name _____




Write



Color







Mm







Directions: Name each picture. Write *m* on the line if the word ends with /m/. Color the /m/ pictures.




Home Activity: Have your child find an object at home that ends with /m/.

Name _____



Color



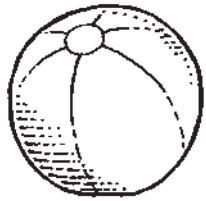


Directions: Color the character in each box. Then tell about the character in each box.



Home Activity: Ask your child to tell you about the characters in one of his or her favorite stories.

Name _____



Directions Draw pictures to show what you would do with the ball and the dog. Then tell what you are doing in each picture.



Home Activity Have your child tell what he or she likes to do.


Name _____



Write



Color







Directions Write or dictate a caption for each picture. Color the pictures.




Home Activity Help your child create other captions for each picture.

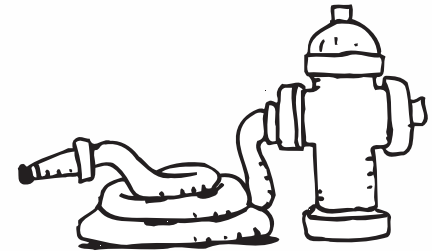
Name _____




Number















Directions: Number the pictures to show what happens first, next, and last.



Home Activity: Ask your child to tell you how to do a task. Remind him or her to give the steps in the correct order.

Name _____




Read It!

I see a cook.



Say It!

Say a sentence about
what a horse looks like.



Write It!

I see a _____ . (bird)



Directions Have children read the sentence about the cook with you. Ask them to give a sentence about a horse. Then have children write the word for an animal to complete the sentence.



Home Activity Point to each item. Have your child name the item and tell whether it is a person or an animal.