

Name _____

**Write****T**

t

U

u

V


v

**Directions:** Have children write a row of each letter.**Home Activity:** Ask your child to show you how to write each letter.

Name _____

**Circle****T**


G T F B
T F T D

t

t f e t
a t b t

U

B D U E
U G U U

u

g u a b
u e c u

V

V N u V
I n V V

v

v o N v
f v v N




Directions: Circle the letters that match the letter in the box.




Home Activity: Have your child trace the letters and name the circled letters.

Name _____


Am I Little?




Am I the little turtle?



Am I the little zebra?



Am I the little van?



Am I the little
watermelon?

Name _____

**Write****Color**

the little

_____ dog can sleep.




I have a _____ dog.



Did you feed _____ dog?



The _____ dog sleeps.




Directions: Read each sentence. Write the missing word to finish the sentence. Color the picture.



Home Activity: Have your child use *the* and *little* in other sentences.

Name _____

**Color****Draw**

Directions: Color the What We Can Do pictures in the top row. In the bottom row, draw pictures of other What We Can Do activities. Then tell about the things we can do.




Home Activity: Ask your child to tell you about something he or she likes to do.

Name _____



Ww



W T F w f e w W

Xx



B X D X x u d x

Yy



Y X y v Y W y u

Zz



x z Y Z X z V Z





Directions: Circle the letters that match the letter in the box.



Home Activity: Have your child trace and name the circled letters.

Name _____

**Circle****Color**

Directions: Circle items in each row that belong together. Color those pictures.



Home Activity: Have your child draw three items that belong in a kitchen.

Name _____



**Draw**

--	--

© Pearson Education, Inc., K

**Directions** Draw pictures to show two characters on the field trip from the story.**Home Activity** Ask your child to name the characters and tell you about each one.

Name _____


Write
cut**draw****paste**



Directions These are the words we use to give instructions. Write the word that goes with each picture to give instructions for making a rabbit.



Home Activity Have your child tell how to make the rabbit.

Name _____

**Draw**

Directions Look at each story character. Draw a picture to show the story setting for that character.



Home Activity Ask your child to name the characters and tell you about each one.

Name _____

**Draw**



Directions Draw pictures to show things you like to do. Then choose your favorite and tell about the favorite thing you like to do.



Home Activity Ask your child to tell about other things he or she likes to do.