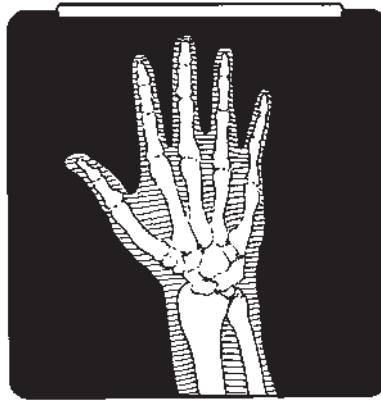


Name _____



Write



six

box



Directions: Have children write a row of each letter and then write the words.



Home Activity: Ask your child to show you how to write each letter.


Name _____



Write



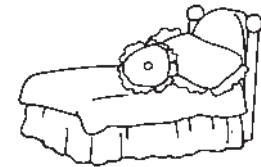
Color



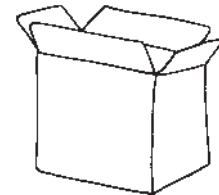




Xx







Directions: Name each picture. Write x on the line if the word ends with /ks/. Color the /ks/ pictures.



Home Activity: Help your child find pictures or words that end with /ks/ to make a /ks/ booklet.



Max can see his pal Rex.
Max and Rex can mix
yellow and red.

4

Decodable Story *Max*
Target Skill /ks/ Spelled Xx


Name _____

Max




Max is six.
He hid in a box.
He hid from his mom.

1



Max can look like a fox.
He has four legs.



Max can mix blue and
green.
It is an ox.

Name _____



Write



Color


green

blue

yellow

for

My dog is _____.



I have a cat _____ you.



The hill is _____.



I like that _____ hat.



Directions: Read each sentence. Write the missing word to finish the sentence. Color the picture.



Home Activity: Have your child use the high-frequency words in other sentences.

Name _____



Write



Draw

can I get a pet



Directions: Write the sentence using an uppercase letter and a question mark. Draw a picture for the sentence.



Home Activity: Write other questions without uppercase letters and question marks. Have your child write the questions correctly.

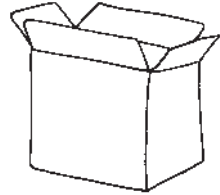
Name _____




Write




Color








Xx







Directions: Name each picture and spell the picture name. Write the word on the lines. Then color the pictures that end with /ks/.



Home Activity: Have your child draw a picture of something that ends with /ks/.



Name _____



Draw



Color



Directions: Draw a line from what happened to why it happened. Color each picture.



Home Activity: Have your child tell you what happened in each picture and why it happened.


Name _____




Circle



Color



I see a cat.
Do you see a cat?



Do you see Nan?
I see Nan.



What can Tim hit?
Tim hits the lid.



Lad can hop.
What can Lad do?



Directions: Circle the question. Underline the answer. Then color the pictures.



Home Activity: Have your child read each question and answer. Then help them say and write other questions and answers.

Name _____



Write



Draw





Directions Have children copy the rhyme about saving the boat. Then have them draw a picture of it.



Home Activity Help your child make a poem with rhyming words such as *boat*, *goat*, *coal*, and *float*.

Name _____



Directions: Number the boxes to show what happens first, next, and last in each story. Then retell the story using the words *first*, *next*, and *last*.



Home Activity: Ask your child to draw three pictures that show how to make a sandwich.

Name _____



Write



Draw

where can I get a pet



Directions: Write the sentence using an uppercase letter and a question mark. Draw a picture for the sentence.



Home Activity: Choose a variety of topics and help your child create questions and answers about the topic.